Parks, Reserves and Sportsgrounds

DRAFT

Contents

1. Executive Summary 3
   1.1. What we provide 3
   1.2. What we will do 3
   1.3. Strategic issues and risks 3
   1.4. What will it cost? 4
   1.5. The next steps 4
2. Introduction 6
   2.1. Background 6
   2.2. Goals and objectives of asset management 6
   2.3. Plan framework 6
3. State of the Assets 8
   3.1. Network overview 8
   3.2. Asset condition, performance and capacity 10
4. Levels of Service 12
   4.1. Customer research/expectations 12
   4.2. Legislative requirements 12
   4.3. Current levels of service 13
   4.4. Desired levels of service 14
5. Future Demand 16
   5.1. Demand drivers 16
   5.2. Demand forecasts 16
      5.2.1. Population Forecasts 16
      5.2.2. Demographic forecasts 16
   5.3. Demand management plan 17
   5.4. Key asset programmes to meet demand 18
6. Lifecycle Management Plan 19
   6.1. Roles and responsibilities 19
   6.2. Maintenance plan 19
   6.3. Renewal plan 24
   6.4. Consequence of deferring maintenance and renewal 27
   6.5. Acquisition/upgrade plan 28
   6.6. Disposal plan 30
7. Data and Information Systems 31
   7.1. Asset information 31
   7.2. Asset data collection responsibilities 31
   7.3. Data quality 31
8. Managing Risk and Resilience 32
   8.1. Risk management plan 32
   8.2. Critical asset identification and management 33
   8.3. Risk assessment framework 33

DRAFT

8.4. Approach to managing resilience 34
9. Financial Summary 35
9.1. Financial forecast summaries 35
9.1.1. Proposed operations budget 35
9.1.2. Proposed maintenance budget 36
9.1.3. Proposed renewal budget 37
9.1.4. Proposed acquisition/upgrade budget 38
9.2. Funding strategy 39
9.3. Asset value 39
9.4. Valuation forecasts 40
9.5. Key assumptions made in financial forecasts 40
9.6. Reliability and confidence estimates 41
10. Plan Improvement and Monitoring 43
10.1. Status of asset management practices 43
10.2. Maturity assessment results 43
10.3. Improvement plan 43
10.4. Monitoring and review procedures 45
11. Appendices 46
11.1. Asset information 46
11.2. Complete Maintenance Works Programme 51
11.3. Complete Renewal Works Programme 54
11.4. Complete Acquisition/Upgrade Works Programme 56

DRAFT

1. Executive Summary

The Parks, Reserves and Sportsgrounds Asset Management Plan outlines Council's approach to managing its recreational open spaces and associated infrastructure over the 2027–2037 planning period.

The Plan identifies the assets and services provided, current levels of service, anticipated future demand, lifecycle management requirements, key risks and proposed expenditure. It supports Council's Long-term Plan by identifying the investment required to maintain existing assets, respond to changing community needs and manage risks within available resources.

Council's approach seeks to balance community expectations, public safety, asset sustainability and financial affordability, recognising that improvements in asset information and planning practices will be required to support future investment decisions.

1.1. What we provide

Council manages a diverse network of parks, reserves, sportsgrounds, playgrounds, walkways, memorials, street trees, gardens and associated recreational infrastructure throughout the Manawatū District.

These assets provide opportunities for organised sport, informal recreation, walking and cycling, community activities and access to natural environments. They also contribute to community wellbeing, environmental amenity and the identity of the District's towns and rural settlements.

The portfolio includes built infrastructure such as playground equipment, pathways, bridges, public toilets, sportsground facilities and other supporting assets. The extent and standard of provision vary according to reserve purpose, location, usage and community needs.

1.2. What we will do

Over the 2027–2037 planning period, Council will focus on maintaining and renewing existing assets, managing competing demands for recreational spaces and responding to changing community needs.

Key priorities include:

- Maintaining parks, reserves and sportsgrounds to agreed levels of service.
- Renewing aging infrastructure and addressing identified condition and safety requirements.
- Managing competing demands for sports fields and supporting facilities, including opportunities for shared use.
- Responding to increasing demand for informal recreation, particularly walking and cycling connections.
- Progressing reserve development and improvement projects in accordance with identified priorities and available funding.
- Improving asset information, condition assessments and long-term lifecycle planning.

Council's Reserve Management Plans are currently under review. Any changes to reserve management priorities or development requirements arising from this process will be considered through future planning and investment decisions.

1.3. Strategic issues and risks

The Parks, Reserves and Sportsgrounds activity is exposed to risks that may affect public safety, asset performance, service continuity and Council's ability to respond to changing recreational demand.

Key challenges include aging assets, incomplete condition information, severe weather and tree failure, increasing service delivery costs, changing community expectations and the long-term availability of some recreational spaces.

DRAFT

The following table summarises the principal risks identified in this Plan and the further controls or treatments proposed. Risk ratings are based on the current assessment information and remain subject to review through Council's risk management processes.

Risk Description	Post Treatment Rating	Further Controls or Treatments Proposed
Financial sustainability	**High**	• Prioritise investment and investigate alternative funding opportunities.
Uncertain strategic direction	**High**	• Complete strategic reviews and align investment with adopted priorities.
Tree failure	**High**	• Implement proactive tree risk assessments and maintenance.
Land tenure	**High**	• Monitor Treaty settlement developments and investigate options for continued recreational access.

1.4. What will it cost?

The financial forecasts for the Parks, Reserves and Sportsgrounds activity identify the expenditure required to operate, maintain, renew and develop Council's recreational assets over the 2027–2037 planning period.

Expenditure is influenced by the ongoing cost of delivering existing services, aging infrastructure, identified renewal requirements, changing recreational demand and the need for improved proactive maintenance and risk management.

Increasing contractor costs, asset condition uncertainty and competing investment priorities create challenges for financial planning. Council will need to balance the affordability of maintaining existing assets with investment in new and upgraded recreational facilities.

The proposed programmes include anticipated maintenance, renewal and development requirements, some of which remain subject to further investigation, prioritisation or funding approval. The financial forecasts will be refined through Council's Long-term Plan and Annual Plan processes.

Total forecast expenditure over the planning period is **$83,777,889**

1.5. The next steps

Council will progressively improve asset management practices to strengthen decision-making, manage risks and support the long-term sustainability of the Parks, Reserves and Sportsgrounds activity.

Key improvement priorities over the planning period include:

- Improving asset inventory, condition and lifecycle information within Asset & Work Manager.
- Establishing risk-based condition assessment programmes for recreational infrastructure.
- Developing a proactive tree risk assessment, maintenance and replacement programme.
- Strengthening asset criticality assessments, risk management and renewal prioritisation.
- Improving lifecycle planning and the reliability of financial forecasts.

Monitoring changing recreational demand and incorporating adopted Reserve Management Plan priorities into future work programmes.

Progress will be monitored through Council's ongoing asset management and annual planning processes, with improvement priorities reviewed as information, risks and resources change.

DRAFT

DRAFT

2. Introduction

2.1. Background

This Asset Management Plan (AMP) outlines Manawatū District Council's approach to the sustainable management of its Parks, Reserves and Sportsgrounds assets over the 2027–2037 planning period. It identifies the assets and services provided, current and future demand, lifecycle management requirements, key risks and the investment needed to maintain agreed levels of service.

The Parks, Reserves and Sportsgrounds activity encompasses the planning, provision, operation, maintenance and development of parks, sportsgrounds, playgrounds, walkways, cycleways, gardens, street trees and associated infrastructure throughout the District.

These assets provide opportunities for organised sport, informal recreation, community events and social connection, while contributing to environmental protection, cultural heritage and community wellbeing. They complement open spaces provided by other organisations and support the District's recreational and environmental values.

This Plan should be read alongside Council's relevant strategic and planning documents, including:

- 2027–2037 Long-term Plan
- Reserve Management Plans and General Policy
- Walking and Cycling Strategy 2020
- Community Facilities Strategy 2020

Council's Reserve Management Plans are currently under review and will require formal adoption before becoming operative. Until this process is completed, the existing plans continue to provide the framework for reserve management and development. Any changes arising from the review will be considered through future asset management and investment planning processes.

2.2. Goals and objectives of asset management

Council's goal is to manage its Parks, Reserves and Sportsgrounds assets in a sustainable, cost-effective and risk-based manner, ensuring they remain safe, accessible and fit for purpose while meeting the recreational and environmental needs of current and future communities.

The key objectives of asset management for this activity are to:

- **Maintain agreed levels of service** through the provision of safe, accessible and well-maintained parks, reserves and sportsgrounds.
- **Optimise asset performance and lifecycle costs** through effective maintenance, renewal and long-term investment planning.
- **Manage risks and improve resilience** by identifying and addressing asset-related risks, including natural hazards, climate change and infrastructure failure.
- **Respond to changing community needs** by monitoring recreational demand and supporting appropriate development and shared use of facilities.
- **Support sustainable investment decisions** by balancing community expectations, asset requirements and available funding.
- **Improve asset information and management practices** through ongoing data collection, condition assessments and continuous improvement.

These objectives inform the lifecycle management, risk management, financial planning and improvement programmes outlined in this Plan.

2.3. Plan framework

This Asset Management Plan forms part of Council's wider strategic and financial planning framework and supports the development of the 2027–2037 Long-term Plan.

DRAFT

The Plan brings together information on levels of service, asset condition and performance, future demand, lifecycle management, risk, financial forecasts and improvement priorities to support informed decision-making and sustainable asset management.

It is informed by relevant legislation, Council strategies, policies and statutory planning documents, including the Reserve Management Plans and General Policy.

The following diagram illustrates the relationship between this Plan and Council's wider planning framework.

Legislation	{	**Local Government Act 2002**		**Resource Management Act 1990**		**Building Act 2004**		**Reserves Act 1977**		**Building (Earthquake-Prone Buildings) Amendment Act 2016**
⇩										
Statutory	{	**Long Term Plan**		**District Plan**		**Annual Plan**		**Iwi Management Plans**		**Reserve Management Plans**
⇩										
Non-Statutory	{	**Economic Development Strategy**		**Urban and Regional Growth Strategies**		**Community Facilities Strategy**		**Community Development Strategy**		**Regional Sports Facilities Plan**
⇩										
Plans/Policies & Bylaws	{	**Asset Management Plans**		**Community Development Funding Policy**		**Cemeteries Management Strategy**		**Makino Precinct Plan**		**Community Plans**

DRAFT

3. State of the Assets

3.1. Network overview

Council manages a diverse network of parks, reserves, sportsgrounds and associated recreational infrastructure throughout the Manawatū District. These assets provide opportunities for organised sport, informal recreation, play, community events and access to natural and culturally significant environments.

The network includes urban parks, rural recreation reserves, sportsgrounds, playgrounds, public gardens, coastal reserves, walking and cycling connections, memorial areas, street trees and associated infrastructure. The nature, scale and level of development of these assets vary according to their purpose, location and community use.

Council-owned assets include playing surfaces, playground equipment, pathways, roads, car parks, public toilets, structures, landscaping and other supporting infrastructure. Public toilets located within parks and reserves are managed and funded through the Parks, Reserves and Sportsgrounds activity.

Some reserves also accommodate buildings and facilities owned by sporting or community organisations, generally under lease or other occupancy arrangements. While these facilities contribute to recreational opportunities, responsibility for their maintenance, renewal and replacement generally rests with the asset owner, subject to the relevant agreements.

The table below provides an overview of the parks, reserves and sportsgrounds network across the District.

Category	Northern	Feilding	Southern
Parks and Sportsgrounds	• Halcombe Domain • Kimbolton Domain	• Victoria Park • Timona Park • Johnston Park • Kowhai Cricket Area • South Street Courts	• Sanson Recreation Reserve
Neighbourhood Parks	• Fowlers Reserve – Kimbolton • Pohangina School Reserve • Hauwhiti Reserve – Kimbolton	• Fraser Drive Park • James Palmer Park • Vista Drive Park • Rimu Park • Stonebridge Reserve • Korotangi	• Himatangi Beach Bowling Club Reserve • Mahuri Reserve – Himatangi Beach • Sanson Hall Reserve • Rongotea/Te Kawau Playground • Sanson Playground
Rural Recreation Areas	• Apiti Domain • Bartlett's Ford • Beaconsfield Recreation Reserve • London's Ford • Menzies Ford Reserve • Pakihikura School Recreation Reserve • Pohangina Recreation Reserve (Domain) • Pohangina Valley Lookout • Rangiwahia Hall and Rangiwahia Recreation Reserve • Raumai Reserve		• Carnarvon Reserve • Ohakea Domain

DRAFT

	• Rewa Old School Reserve		
Public Gardens	•	• Kowhai Park	
Civic Squares/ Spaces and Memorials	• Pembertons Corner • Cheltenham Memorial Park Apiti Church Memorial Park	• Makino Precinct • Manchester Square • Denbigh Square • Russell Law Memorial Grove • Squabbling Birds - sculpture • Drover and Dog - sculpture	• Douglas Square – Rongotea • Mt Stewart Memorial • Te Arakura Reserve
Natural and Cultural Heritage Areas	• Almadale Scenic Reserve • Kimbolton Scenic Reserve • McKinnon Memorial Reserve – Rangiwahia • Putai Ngahere Reserve (Vinegar Hill)	• Awahuri Forest – Kitchener Park • Bush Lane Reserve	• Coles Bush – Rongotea • Mt Lees Reserve • Ellison Reserve – Tangimoana
Coastal Reserves			• Himatangi Beach Coastal Reserve • Himatangi Beach Kaikokopu Stream Reserve • Tangimoana Coastal Reserve
Cycle and Walkway Links		• Greenspine (alongside the railway line) • Lovers Lane Reserve • Makino Bridge Reserve • Rata Street Walkway • Quail Avenue to Homelands Avenue Walkway • Parakaraka • Oroua River Walkway	
Street Trees and Gardens	• Halcombe • Rangiwahia • Pohangina • Apiti • Cheltenham • Kimbolton • Waituna West	• Feilding	• Rongotea • Himatangi • Tangimoana • Sanson
Miscellaneous Reserves		• Herlihy Reserve • Highfield Hill Lookout • Rangeview Reserve	• Rongotea Carpark Reserve
Campgrounds			• Himatangi Beach Holiday Park • Tangimoana Beach Holiday Park

DRAFT

A map showing the location of the District's Parks, Reserves and Sportsgrounds:

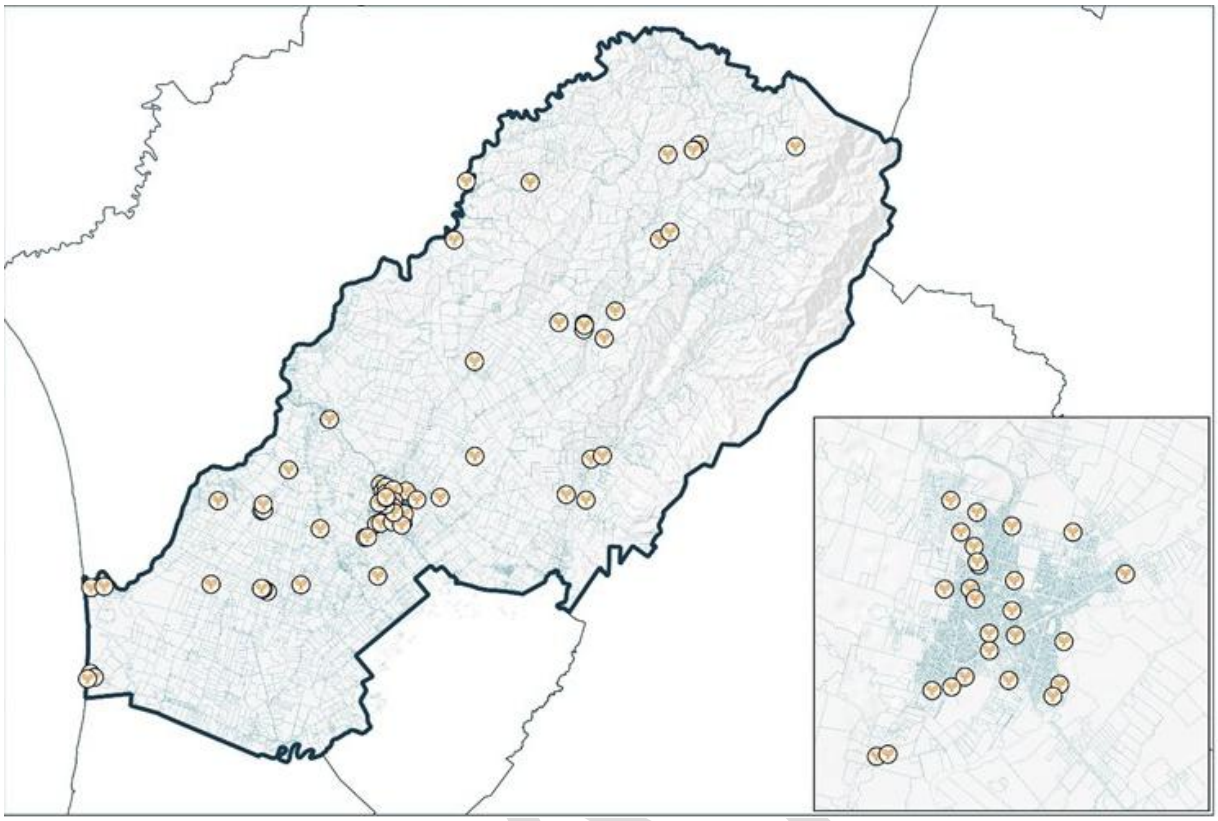

3.2. Asset condition, performance and capacity

The condition and performance of assets within the Parks, Reserves and Sportsgrounds activity vary depending on their age, construction, location, usage and maintenance history.

Asset condition is monitored through routine contractor inspections, Council staff observations, maintenance activities and periodic condition assessments. These processes help identify defects, safety concerns and maintenance or renewal requirements.

The diverse nature of the asset portfolio presents challenges for maintaining consistent condition information across all asset types. While operational inspections provide an understanding of immediate maintenance needs, comprehensive condition information is not available for all assets. This limits Council's ability to accurately forecast long-term renewal requirements and assess potential deferred maintenance.

Key considerations affecting asset condition and performance include:

- **Aging infrastructure:** Playgrounds, pathways, roads, car parks, public toilets, structures and other built assets require ongoing maintenance and renewal to remain safe and fit for purpose.
- **Sportsground capacity and functionality:** Competing demands from sporting codes, changing participation patterns and requirements for supporting facilities place pressure on existing infrastructure.
- **Club-owned facilities:** Some sporting and community facilities located on Council reserves are aging or no longer fit for purpose. Limited financial capacity among some organisations may affect their ability to maintain or upgrade these facilities.
- **Street trees and gardens:** Maintaining tree health, public safety and amenity requires ongoing inspections, proactive maintenance and improved asset information.
- **Environmental exposure:** Flooding, severe weather, coastal conditions and other environmental factors can accelerate asset deterioration and affect the availability of recreational spaces.

Council will continue to improve the completeness and reliability of asset condition information to support more effective maintenance, renewal prioritisation and long-term financial planning.

Identified maintenance and renewal requirements are addressed through the lifecycle management programmes outlined in Section 6.

DRAFT

4. Levels of Service

4.1. Customer research/expectations

Community expectations for parks, reserves and sportsgrounds vary depending on location, accessibility, recreational needs and the type and frequency of use. Users expect these spaces to be safe, accessible, well-maintained and suitable for a range of recreational activities.

Council monitors community expectations and satisfaction through residents' surveys, service requests, feedback from community committees and engagement with sporting and recreational organisations. This information helps identify changing needs, service delivery issues and opportunities for improvement.

Increasing demand for informal recreation, walking and cycling connections, alongside competing demands for sportsground capacity and supporting facilities, will continue to influence future service requirements.

Council must balance these expectations with the costs of maintaining its existing network and the funding available for improvements and additional facilities.

Residents' survey results are used to measure performance against the customer levels of service identified in this Plan.

4.2. Legislative requirements

The Parks, Reserves and Sportsgrounds activity is subject to legislative, regulatory and industry requirements that influence how Council manages its assets and delivers services.

These requirements establish obligations relating to public safety, reserve management, accessibility, environmental protection and the operation and maintenance of recreational facilities.

The following table identifies the principal legislative and regulatory requirements relevant to this activity. Additional requirements applicable across Council's Community Facilities activities are outlined in the Community Facilities Strategic Asset Management Plan.

Legislation	Description	Impact for Service
Building Act 2004	Regulates building work and establishes requirements for building safety, accessibility and compliance with the Building Code.	Council must ensure its buildings and structures comply with applicable requirements, including those relating to public safety, accessibility and ongoing maintenance. Responsibilities for buildings owned by other organisations on Council land depend on the relevant statutory obligations and ownership arrangements.
Health Act 1956	Provides for the protection of public health and the management of conditions that may create health risks.	Requires Council to manage public health risks associated with parks and reserves, including sanitation and the condition of facilities provided for public use.
Freedom Camping Act 2011	Provides the legislative framework for managing and regulating freedom camping on public land.	Influences how freedom camping is managed within eligible parks and reserves, including the application and enforcement of Council's Freedom Camping Bylaw.
Reserves Act 1977	Provides for the classification, management, protection and use of reserves for public benefit.	Guides reserve management, permitted activities, leases, development and the protection of recreational, environmental and heritage values. Reserve Management Plans must align with the requirements of the Act.

DRAFT

NZS 5828:2015 – Playground Equipment and Surfacing	Establishes safety requirements for playground equipment, installation, surfacing and associated inspection and maintenance practices.	Provides the relevant safety benchmark for playground provision, maintenance and assessment. Supports the identification and management of playground hazards and associated risks.
Health and Safety at Work Act 2015	Establishes duties for managing health and safety risks arising from work activities.	Requires Council and its contractors to identify and manage risks associated with maintenance, inspections and other work undertaken within parks and reserves.

Changes to the Local Government Act 2002 provide for the introduction of standardised groups of activities for Council planning and reporting. Under the proposed framework, the Parks, Reserves and Sportsgrounds activity falls within Group 4 – Parks and Reserves.

This group encompasses parks, reserves and associated land-based recreational activities, including sports fields, playgrounds, walking and cycling tracks, car parks, gardens, camping grounds and supporting infrastructure. Community facilities located on reserve land that directly support the use of the reserve, such as changing rooms, clubrooms, pavilions and public toilets, are also included.

Facilities that do not directly support the use of a park or reserve, such as community centres, indoor sports centres and swimming pools, fall within the separate Community and Recreational Facilities group.

Council will review the allocation of activities, assets and associated expenditure to ensure alignment with the final reporting requirements through the 2027–2037 Long-term Plan.

4.3. Current levels of service

Levels of service describe the standards of service Council aims to provide to the community and establish the basis for monitoring performance.

The current levels of service for the Parks, Reserves and Sportsgrounds activity focus on community satisfaction and the provision of safe recreational spaces.

Performance is monitored through residents' surveys and reported health and safety incidents associated with inadequate or poor maintenance.

The following tables outline the current levels of service and Council's performance against the established measures.

Level of Service Area	Description
Level of Service Statement	We provide our community with opportunities for leisure and recreation, through provision of parks and sports grounds including open spaces, gardens, trees and playgrounds to ensure our community has access to a wide range of leisure and recreation opportunities.
Level of Service	**Satisfaction with our parks, reserves, and sportsgrounds.**
Performance Measure	% of survey participants satisfied with Council's parks, reserves, and sportsgrounds.
Performance Measure Standard	Year 1: 90% satisfied Year 2: 90% satisfied Year 3: 90% satisfied Year 4-10: 90% satisfied
Level of Service	**Safe parks, reserves, and sports grounds.**
Performance Measure	Number of health and safety incidents or injuries reported that occurred due to inadequate or poor maintenance in our parks, reserves, and sports grounds.

DRAFT

Performance Measure Standard	Year 1: 0 incidents or injuries Year 2: 0 incidents or injuries Year 3: 0 incidents or injuries Year 4-10: 0 incidents or injuries

The table below shows the achievement against the levels of service within the previous Long-Term Plan.

Measure	Standard	Result
Satisfaction with our parks, reserves, and sportsgrounds.	2024/25 We will measure this by monitoring the responses to our customer satisfaction survey to ensure satisfaction with parks and sportsgrounds – 90% satisfied	**Target Not Met** **89% satisfaction**
	2025/26 We will measure this by monitoring the responses to our customer satisfaction survey to ensure satisfaction with parks and sportsgrounds – 90% satisfied	**Target Met** **94% satisfaction**
Safe parks, reserves, and sports grounds.	2024/25 We will measure this by monitoring the number of health and safety incidents or injuries reported that occurred due to inadequate or poor maintenance in our parks, reserves, and sports grounds. – 0 incidents or injuries	**Target Met** **0 incidents or injures that occurred due to inadequate or poor maintenance**
	2025/26 We will measure this by monitoring the number of health and safety incidents or injuries reported that occurred due to inadequate or poor maintenance in our parks, reserves, and sports grounds. – 0 incidents or injuries	**Target Met** **0 incidents or injures that occurred due to inadequate or poor maintenance**

Performance against the established levels of service has generally been positive over the past two years. Resident satisfaction increased from 89% in 2024/25, slightly below the 90% target, to 94% in 2025/26, exceeding the target. Council also achieved its safety performance measure in both years, with no reported incidents or injuries attributed to inadequate or poor maintenance of parks, reserves and sportsgrounds.

4.4. Desired levels of service

Council proposes to retain the existing levels of service and performance measures for the Parks, Reserves and Sportsgrounds activity over the 2027–2037 planning period.

These measures continue to focus on community satisfaction and the provision of safe, accessible and well-maintained recreational spaces.

Maintaining current levels of service will require ongoing investment in operations, maintenance and renewals. Increasing costs, aging infrastructure and changing recreational demand will continue to place pressure on available funding.

The proposed levels of service are detailed in the following table.

Level of Service Area	Description
Level of Service Statement	We provide our community with opportunities for leisure and recreation, through provision of parks and sports grounds including open spaces, gardens, trees and playgrounds to ensure our community has access to a wide range of leisure and recreation opportunities.

DRAFT

Level of Service	**Satisfaction with our parks, reserves, and sportsgrounds.**
Performance Measure	% of survey participants satisfied with Council's parks, reserves, and sportsgrounds.
Performance Measure Standard	Year 1: 90% satisfied Year 2: 90% satisfied Year 3: 90% satisfied Year 4-10: 90% satisfied
Level of Service	**Safe parks, reserves, and sports grounds.**
Performance Measure	Number of health and safety incidents or injuries reported that occurred due to inadequate or poor maintenance in our parks, reserves, and sports grounds.
Performance Measure Standard	Year 1: 0 incidents or injuries Year 2: 0 incidents or injuries Year 3: 0 incidents or injuries Year 4-10: 0 incidents or injuries

Council will achieve these levels of service through the effective operation, maintenance and renewal of parks, reserves, sportsgrounds and associated infrastructure, supported by routine contractor inspections, service monitoring and responsive maintenance.

Investment will be prioritised based on asset condition, risk, usage, service requirements and available funding. Council will continue to work with its Open Spaces Contractor, Green By Nature, to maintain agreed service standards and respond to identified maintenance requirements.

DRAFT

5. Future Demand

Future demand for the Parks, Reserves and Sportsgrounds activity is influenced by population growth, demographic changes, recreational participation, community expectations, urban development, environmental factors and the availability and suitability of existing facilities.

Increasing demand does not necessarily require additional parks or recreational infrastructure. Demand may instead be managed through improved utilisation of existing facilities, shared use of sportsgrounds and supporting infrastructure, or upgrades to accommodate changing recreational needs. However, growth and competing recreational demands may also create a need for additional open space or facilities.

Council will continue to monitor recreational demand and review its parks and reserves network to ensure assets remain fit for purpose, accessible and responsive to community needs. Future investment will be informed by demonstrated demand, the Reserve Management Plans, strategic priorities and available funding.

5.1. Demand drivers

Changing recreational preferences, population growth and increasing pressure on existing facilities will influence the types of parks, reserves and sportsgrounds required over the planning period.

The key demand drivers affecting the activity, and their implications for future service delivery and investment, are summarised in the following table.

5.2. Demand forecasts

5.2.1. Population Forecasts

The Manawatū District has experienced steady population growth in recent years. Council's Environmental Scan 2025 identifies a population of approximately 33,700 in 2024, an increase of 1.5% (490 residents) from 2023. Over the five years from 2019 to 2024, the District's population increased by approximately 7.0%, compared with 6.3% nationally.

Population growth has been driven primarily by internal migration, lifestyle-related relocation and regional development. Continued growth is expected to increase demand for parks, playgrounds, sportsgrounds, walking and cycling connections, and accessible open spaces.

The location and distribution of future growth will influence where additional recreational infrastructure may be required, particularly within Feilding and the District's rural villages. Council will continue to monitor population trends and development patterns to ensure investment is appropriately targeted and existing facilities are utilised effectively.

5.2.2. Demographic forecasts

The demographic profile of the Manawatū District is gradually changing, with an aging population and increasing cultural diversity. Council's Environmental Scan 2025 identifies a median age of 40.8 years in 2024, compared with the national median of 37.9 years. Between 2013 and 2023, population growth was particularly notable among children aged 0–9 years, young adults aged 20–34 years and residents aged 65 years and over.

The District is also becoming more culturally diverse, with increasing Māori, Pacific Peoples, Asian and other ethnic populations. These changes will influence recreational preferences, accessibility requirements and expectations for community facilities.

An aging population is likely to increase demand for accessible walking and cycling connections, seating, rest areas and opportunities for low-impact recreation. At the same time, younger residents and families will continue to require suitable playgrounds, sportsgrounds and open spaces.

Council will consider these demographic trends when planning asset renewals, upgrades and future reserve development, with a focus on providing accessible, inclusive and adaptable recreational facilities that meet changing community needs.

DRAFT

5.3. Demand management plan

Demand for the Parks, Reserves and Sportsgrounds activity will be managed through effective utilisation of existing assets, improvements to recreational infrastructure and the provision of additional facilities where a demonstrated need exists.

Demand management may include improving sportsground utilisation, encouraging shared use of facilities, upgrading existing infrastructure, developing walking and cycling connections and working collaboratively with sporting and community organisations.

Decisions will consider current and forecast demand, community needs, asset condition, available capacity, strategic priorities, whole-of-life costs and the financial implications of continued ownership and maintenance.

Demand Driver	Current Position	Projection	Impact on Services	Management Plan
Population and District growth	Population growth is increasing demand for parks, reserves and recreational facilities.	Continued growth and residential development over the planning period.	Increased use of existing open spaces and potential demand for additional recreational infrastructure.	Monitor growth and utilisation; optimise existing facilities and assess additional provision where required.
Changing demographics	The District has an aging and increasingly diverse population.	Demand for accessible and inclusive recreational spaces is expected to increase.	Changing requirements for playgrounds, pathways, seating and recreational facilities.	Incorporate accessibility and inclusive design into renewals, upgrades and future development.
Changing recreational preferences	Increasing demand for informal recreation, particularly walking and cycling.	Continued growth in demand for shared pathways and informal recreational opportunities.	Increased pressure on existing pathways and expectations for improved connections.	Maintain and improve existing connections; progressively develop additional pathways as funding allows.
Sportsground capacity and utilisation	Multiple sporting codes compete for available playing fields and supporting facilities.	Demand for flexible and shared sporting facilities is expected to continue.	Pressure on sports field capacity, seasonal allocations and supporting infrastructure.	Review utilisation, coordinate sporting requirements and investigate opportunities for shared facilities and increased capacity.
Club-owned facilities and supporting infrastructure	Some club-owned buildings are aging or no longer fit for purpose, with limited funding for improvements. Storage and supporting facilities are also required.	Increasing maintenance and renewal pressures on sporting organisations.	Potential reduction in facility availability and increasing requests for Council assistance or alternative provision.	Work with sporting organisations to explore shared facilities, partnerships, rationalisation and appropriate supporting infrastructure.

DRAFT

Asset condition and resilience	Asset condition varies across the network, with limited comprehensive condition information.	Assets will continue to deteriorate with age, use and environmental exposure.	Increased maintenance requirements, potential service disruption and higher lifecycle costs.	Improve condition information and implement risk-based maintenance, renewal and resilience planning.
Climate change and environmental pressures	Parks and reserves are exposed to flooding, severe weather, coastal hazards and vegetation-related risks.	Environmental pressures may increase over the planning period.	Damage to assets, reduced recreational access and increasing maintenance costs.	Incorporate resilience and environmental considerations into asset management and future development.
Affordability and funding constraints	Increasing maintenance and infrastructure costs place pressure on available budgets.	Continued competition for funding across existing and proposed facilities.	Potential deferral of improvements and increased pressure on maintaining existing service levels.	Prioritise investment based on demand, risk, asset condition, lifecycle costs and available funding.

The outcomes of the Reserve Management Plan review may identify additional demand management opportunities or changes to reserve development priorities. These will be considered through future asset management planning and Council's Long-term Plan and Annual Plan processes.

5.4. Key asset programmes to meet demand

Future demand for parks, reserves and sportsgrounds may be addressed through the development of new assets, upgrades to existing infrastructure, improved utilisation of facilities or the acquisition of additional land where a demonstrated need exists.

Key investment considerations over the planning period include increasing sportsground capacity, improving shared facilities and equipment storage, developing walking and cycling connections, and enhancing recreational opportunities within existing reserves.

Proposed projects will be assessed against demonstrated demand, strategic alignment, asset condition, risk, whole-of-life costs and available funding. The ongoing review of Council's Reserve Management Plans may also identify additional development opportunities or changes to investment priorities.

New or upgraded assets create ongoing operational, maintenance and renewal obligations that must be considered alongside initial capital expenditure. These costs will inform Council's long-term financial planning.

The proposed acquisition and upgrade programme is detailed in Section 6.4. Inclusion of projects within this Plan identifies anticipated asset needs and does not represent a commitment to delivery. Project scope, timing and delivery remain subject to further investigation, prioritisation and funding through Council's Long-term Plan and Annual Plan processes.

DRAFT

6. Lifecycle Management Plan

The Lifecycle Management Plan outlines how Council manages the operation, maintenance, renewal and development of its Parks, Reserves and Sportsgrounds assets to achieve agreed levels of service over the 2027–2037 planning period.

Effective lifecycle management aims to maintain assets in a safe and functional condition, optimise their useful lives and balance service requirements, risk and whole-of-life costs.

The following sections outline Council's approach to managing existing assets and planning future investment within available funding.

6.1. Roles and responsibilities

The day-to-day operation and maintenance of Council's parks, reserves and sportsgrounds is primarily undertaken by Council's Open Spaces Contractor, Green By Nature. The contract includes routine maintenance, inspections, identification of defects and response maintenance, with specialist subcontractors engaged where required.

Maintenance activities include mowing, gardening, vegetation management, playground maintenance and the upkeep of associated recreational infrastructure.

A fortnightly inspection of selected assets is undertaken jointly by Council and the contractor as part of the contract's quality assurance programme. Additional operational inspections are undertaken by the contractor to identify maintenance requirements and potential safety concerns.

Unplanned maintenance is identified through contractor inspections, Council staff observations and customer service requests, with an emphasis on identifying and addressing defects before they affect public safety or service delivery.

Council retains responsibility for contract management, monitoring service performance, asset management planning, capital works programming and prioritising maintenance and renewal requirements.

The Parks and Property Administration Officer manages day-to-day parks and sportsground bookings, while customer enquiries and service requests are managed in conjunction with the Community Assets team.

6.2. Maintenance plan

Maintenance activities are undertaken to preserve the condition, functionality and safety of parks, reserves, sportsgrounds and associated infrastructure, ensuring assets continue to deliver agreed levels of service.

Maintenance is delivered through a combination of planned and reactive activities, including grounds maintenance, vegetation management, playground inspections, minor repairs and the upkeep of recreational infrastructure. Works are identified through routine contractor inspections, Council staff observations and customer service requests.

Council applies three maintenance standards across the Parks, Reserves and Sportsgrounds network: Premium, Standard and Basic. These reflect the purpose, location, profile and level of use of individual reserves, allowing maintenance resources to be allocated according to service requirements.

The key differences between these maintenance standards are summarised in the following table.

Maintenance Aspect	Premium	Standard	Basic
Trees and Gardens	• Specimen trees, regularly maintained and shaped. • Large annual plantings and	• Herbaceous plantings and large revegetation plantings.	• Generally only revegetation planting and shade tree planting (if any).

DRAFT

	herbaceous gardens with irrigation.	• Shade tree planting and specimen trees in larger parks and places.	
Playgrounds	• Large structures, multiple items spread in a large area to provide a single site impact, destination playgrounds. • Element of fencing for under 5's.	• 2-3 pieces of smaller equipment with surrounding play structures. • Additional items in larger playgrounds (not neighbourhood parks).	• Generally, no provision.
Grounds	• Catcher mown or premium mowing standard. • Hard edging and a Low flat-weed allowance. • High provision of landscaping and gardens.	• General non-catcher mowing standard with clippings evenly distributed. • Tidy and neat spray lines. • Some flat-weed allowance.	• Seasonal mowing and spraying. • Some edge spraying around key features. • Generally, no flat weeding undertaken. • Noxious weed control only in some locations.
Toilets	• Accessible toilets, maintained daily.	• Accessible toilets, maintained daily or 2- 3 times weekly, on request if needed.	• Seasonal toilets, locked in winter seasons, serviced in peak times.
Inspections	• Regular inspections by Officers, generally monthly, at least daily by contractors.	• Monthly if not longer inspection by Officers. • 2-3 times a week by contractors.	• Bi-monthly if not longer inspection of rural assets by Officers, at least weekly by contractors.
Security	• Locked access with other security measures.	• Locked access with some areas publicly accessible at all times.	• Generally open access.

High-profile parks and reserves, including Kōwhai Park, the Feilding CBD and Makino Precinct, receive a Premium level of maintenance, reflecting their high public use, presentation requirements and significance to the District.

Standard maintenance is generally provided across other urban parks, sportsgrounds and higher-profile rural reserves. Basic maintenance applies to lower-use rural reserves, including locations such as London's Ford and Bartlett's Ford, where service requirements are more limited or seasonal.

Detailed maintenance requirements and service specifications are established through Council's Parks and Open Spaces Maintenance Contract.

Increasing contractor costs, aging infrastructure and changing maintenance requirements are placing pressure on the Parks, Reserves and Sportsgrounds maintenance budget. A greater emphasis on proactive maintenance, particularly for street trees and built infrastructure, may also increase short-term expenditure while reducing the risk of asset failure and more costly reactive repairs.

The absence of recent comprehensive condition assessments creates additional uncertainty around future maintenance requirements. Council will continue to prioritise

DRAFT

works based on asset condition, safety, risk, usage and available funding, while progressively improving asset information to support more effective maintenance planning

The following table identifies significant maintenance projects proposed over the 2027–2037 planning period. Projects are prioritised according to asset condition, criticality, consequence of failure, service requirements and available funding.

The programme will be reviewed as additional condition information becomes available and maintenance priorities change. Routine maintenance activities are managed through Council's Parks and Open Spaces Maintenance Contract.

Category	Asset	Project Description	Criticality	Consequence	Estimated Cost	Year
District-Wide	District-Wide Ops	Reserve Management Plan Review	High	High	$71,497	7
	District-Wide Ops	General parks operational projects	Med	Med	$101,800	1
	District-Wide Ops	General parks operational projects	Med	Med	$104,243	2
	District-Wide Ops	General parks operational projects	Med	Med	$106,537	3
	District-Wide Ops	General parks operational projects	Med	Med	$108,880	4
	District-Wide Ops	General parks operational projects	Med	Med	$110,949	5
	District-Wide Ops	General parks operational projects	Med	Med	$113,168	6
	District-Wide Ops	General parks operational projects	Med	Med	$115,318	7
	District-Wide Ops	General parks operational projects	Med	Med	$117,509	8
	District-Wide Ops	General parks operational projects	Med	Med	$119,624	9
	District-Wide Ops	General parks operational projects	Med	Med	$121,778	10
	Victoria Park	Reseal carpark - Victoria Park	Med	Med	$91,620	1
	District-Wide Ops	Sport turf refurbishment	High	High	$50,900	1
	District-Wide Ops	Sport turf refurbishment	High	High	$52,122	2
	District-Wide Ops	Sport turf refurbishment	High	High	$53,268	3
	District-Wide Ops	Sport turf refurbishment	High	High	$54,440	4
	District-Wide Ops	Sport turf refurbishment	High	High	$55,475	5
	District-Wide Ops	Sport turf refurbishment	High	High	$56,584	6

DRAFT

	District-Wide Ops	Sport turf refurbishment	High	High	$57,659	7
	District-Wide Ops	Sport turf refurbishment	High	High	$58,755	8
	District-Wide Ops	Sport turf refurbishment	High	High	$59,812	9
	District-Wide Ops	Sport turf refurbishment	High	High	$60,889	10
Parks & Sportsgrounds	Timona Park	Reseal roadway	High	High	$152,700	1
	Timona Park	Campbell to Simon road reseal	Med	Med	$110,949	5
	Kowhai Park	Reseal carpark and roadway	High	High	$138,382	7
Civic Squares & Spaces	Makino Precinct	Council Place reseal	Med	Med	$108,880	4
	Makino Precinct	Manchester Street carpark reseal	High	Med	$100,000	12
Natural and Cultural Heritage Areas	Awahuri Forest / Kitchener Park	Annual Operational Grant	Med	Med	$150,664	1
	Awahuri Forest / Kitchener Park	Annual Operational Grant	Med	Med	$154,280	2
	Awahuri Forest / Kitchener Park	Annual Operational Grant	Med	Med	$157,674	3
	Awahuri Forest / Kitchener Park	Annual Operational Grant	Med	Med	$161,143	4
	Awahuri Forest / Kitchener Park	Annual Operational Grant	Med	Med	$164,205	5
	Awahuri Forest / Kitchener Park	Annual Operational Grant	Med	Med	$167,489	6
	Awahuri Forest / Kitchener Park	Annual Operational Grant	Med	Med	$170,671	7
	Awahuri Forest / Kitchener Park	Annual Operational Grant	Med	Med	$173,914	8
	Awahuri Forest / Kitchener Park	Annual Operational Grant	Med	Med	$177,044	9

DRAFT

	Awahuri Forest / Kitchener Park	Annual Operational Grant	Med	Med	$180,231	10
Memorials	Mount Stewart Memorial	Resealing of road into the reserve	Med	Med	$54,440	4
Street Trees and Gardens	Feilding	Replacement of the North Street Golden Elm's	High	High	$274,252	1
	Districtwide	Implementation of Street Vegetation Management Plan – tree removal and replacement	High	High	$76,350	1
	Districtwide	Implementation of Street Vegetation Management Plan – tree removal and replacement	High	High	$78,182	2
	Districtwide	Implementation of Street Vegetation Management Plan – tree removal and replacement	High	High	$79,902	3
	Districtwide	Implementation of Street Vegetation Management Plan – tree removal and replacement	High	High	$81,660	4
	Districtwide	Implementation of Street Vegetation Management Plan – tree removal and replacement	High	High	$83,212	5
	Districtwide	Implementation of Street Vegetation Management Plan – tree removal and replacement	High	High	$84,876	6
	Districtwide	Implementation of Street Vegetation Management	High	High	$86,489	7

DRAFT

		Plan – tree removal and replacement				
	Districtwide	Implementation of Street Vegetation Management Plan – tree removal and replacement	High	High	$88,132	8
	Districtwide	Implementation of Street Vegetation Management Plan – tree removal and replacement	High	High	$89,718	9
	Districtwide	Implementation of Street Vegetation Management Plan – tree removal and replacement	High	High	$91,333	10
	Rongotea Carpark Reserve	Metal refurbishment	Med	Med	$45,267	6

6.3. Renewal plan

Renewal expenditure involves the replacement, rehabilitation or refurbishment of existing assets to restore their original service potential without significantly increasing the level of service provided.

Renewal requirements are identified through routine inspections, maintenance history, asset condition information, customer feedback and the remaining useful life of individual assets. Renewals are generally undertaken where assets are approaching the end of their useful lives, are no longer performing adequately or where continued maintenance is no longer cost-effective.

The Parks, Reserves and Sportsgrounds activity includes a diverse range of assets requiring periodic renewal, including playgrounds, pathways, roads, car parks, public toilets, sportsground infrastructure, structures and other recreational facilities.

Limited comprehensive condition information across the asset portfolio creates uncertainty around the timing and extent of future renewal requirements. Council will continue to improve its understanding of asset condition and performance to support more accurate renewal forecasting and prioritisation.

Renewal projects are prioritised to ensure available funding is directed towards assets where failure or declining performance would have the greatest impact on service delivery, public safety or ongoing costs.

The prioritisation process considers:

The consequence of asset failure, including potential impacts on public safety and service delivery.

- Asset usage and the number of people potentially affected by failure.
- Increasing operational and maintenance costs associated with deteriorating assets.
- Opportunities to reduce whole-of-life costs through renewal or replacement.
- Asset criticality and the importance of the asset to maintaining agreed levels of service.

DRAFT

Critical assets receive greater weighting within the prioritisation process to reflect the potential consequences of failure.

The criteria used to prioritise renewal expenditure are outlined in the following table.

Criteria	Weighting
Critical Asset	50%
Rising operational/maintenance costs	20%
Potential to reduce operating/maintenance costs	30%
Total	100%

The following table identifies the significant renewal projects proposed over the 2027–2037 planning period. These projects have been identified based on available asset information, maintenance requirements, expected remaining useful lives and the potential consequences of asset failure.

Renewal priorities and timing will be reviewed as additional condition information becomes available and asset performance changes. The programme is subject to available funding and may be adjusted to address emerging risks or higher-priority requirements.

Category	Asset	Project Description	Remaining Life	Consequence	Estimated Cost	Year
Parks and Sportsgrounds	Timona Park	Renewal of Feilding football club roof	5	High	$122,397	3
	Johnston Park	Cycle velodrome resurface	3	Med	$550,384	4
	Sanson Recreation Reserve	Reseal carpark	6	Med	$65,649	5
	Kimbolton Domain	Road reseal	6	Med	$83,702	5
	Halcombe Domain	Artificial turf renewal	7	High	$113,501	6
	Timona Park	Playground Renewal	8	Med	$202,004	7
	Halcombe Domain	Playground Renewal	9	Med	$146,597	8
	Halcombe Domain	Renewal of artificial tennis court coverings	11	High	$181,233	10
Neighbourhood Parks	Sanson Playground	Replace playground undersurfacing	4	High	$95,789	3
	Cheltenham Reserve	Playground Renewal	6	High	$150,222	5

DRAFT

	Fraser Drive Park	Playground renewal	5	High	$133,531	5
Rural Recreation Area	Pohangina Old School Reserve	Replace weatherboards on school house	6	High	$77,893	5
Public Gardens	Kowhai Park	Renewal of part of new Kowhai Park Playground (toddler playground)	4	High	$130,784	4
Civic Squares and Spaces	Makino Precinct	Playground Renewal timing	13	High	$132,423	12
Natural and Cultural Heritage Areas	Awahuri Forest/Kitchener Park	Boardwalk Renewal -part	2	High	$79,744	4
	Mt Lees Reserve	Replacement of boardwalk structures and bridges	3	High	$79,560	4
	Awahuri Forest/Kitchener Park	Replace non-slip plastic surfacing on main board walk	6	High	$50,900	1
	Mt Lees Reserve	Playground Renewal	9	High	$70,367	8
Coastal Reserves	Tangimoana Beach	Planned resurfacing of Tennis and basketball court at Playground	2	Low	$67,036	1
	Tangimoana Beach	Planned Renewal of Tangimoana Beach Playground	2	High	$96,710	1
	Himatangi Beach	Playground renewal	3	Med	$95,716	2

DRAFT

6.4. Consequence of deferring maintenance and renewal

Deferring maintenance and renewal expenditure can result in accelerated asset deterioration, increased reactive maintenance costs and a greater risk of asset failure or disruption to services.

Within the Parks, Reserves and Sportsgrounds activity, prolonged deferral of works may affect the safety, accessibility and functionality of playgrounds, sportsgrounds, pathways, public toilets, structures and other recreational infrastructure. Delayed vegetation and street tree maintenance may also increase public safety risks and the potential for more costly remedial works.

While deferring expenditure may provide short-term financial savings, it can increase whole-of-life costs and contribute to a backlog of maintenance and renewal requirements. This may place additional pressure on future budgets and Council's ability to maintain agreed levels of service.

Council will prioritise maintenance and renewal expenditure based on asset criticality, condition, risk, usage and available funding. Improving asset condition information and adopting more proactive maintenance practices will support better-informed investment decisions and help manage the consequences of deferred expenditure.

DRAFT

6.5. Acquisition/upgrade plan

Acquisition and upgrade expenditure provides for new assets or improvements to existing assets that increase capacity, functionality or levels of service. Projects may be identified through population growth, changing recreational demand, community feedback, strategic planning, asset condition or opportunities to improve the use of existing facilities.

Within the Parks, Reserves and Sportsgrounds activity, future investment may include the development of sportsgrounds and supporting infrastructure, additional or improved recreational facilities, walking and cycling connections, reserve enhancements and land acquisition.

Proposed projects are assessed against demonstrated demand, strategic alignment, community benefits, asset condition, risk, whole-of-life costs and available funding. Opportunities to improve the utilisation of existing facilities and encourage shared use will be considered before committing to significant new infrastructure.

The acquisition and upgrade programme also considers the ongoing operational, maintenance and renewal costs associated with new or improved assets to ensure investment decisions remain financially sustainable.

The following table identifies significant acquisition and upgrade projects proposed over the 2027–2037 planning period. These projects reflect anticipated growth, changing recreational demand, opportunities to improve existing facilities and identified reserve development requirements.

Project scope, timing and estimated costs are based on the information currently available and may be refined as further investigation, design and prioritisation are undertaken.

Asset	Development Description	Increased LoS	Response to Growth	Proportion of Renewal	Estimated Cost	Year	External Funding
Johnston Park - Development	Stage 1: install new field lighting and enabling infrastructure for new changing rooms, storage shed and development of field 3	50%	50%		$300,000	1	
Johnston Park - Development	Stage 2: construct new storage shed and changing room block	50%	50%		$600,000	2	
Timona Park	Devlopments: increase hardstand area for freedom camping	100%			$100,000	3	
Johnston Park - Development	Stage 3: development of new field 3	50%	50%		$515,000	4	
Pharazyn (New Park) – Walkway Development	Development of Bailey subdivision walkway (as per DC schedule)*	100%			$767,313	2	

DRAFT

Putai Ngahere Reserve (Vinegar Hill)	Bush walk development	100%			$163,480	4	
Awahuri Forest/Kitchener Park	Install additional carparking at Hensons Bush property	100%			$163,480	4	
Putai Ngahere Reserve (Vinegar Hill)	Upgrade camping facilities - incl. hot water installation, kitchen and dining facilities	100%			$278,189	5	
Oroua River (Waughs Road)	Stage 2: further land acquisition, pathway construction, planting, fencing and installation of furniture		100%		$600,000	2	
James Palmer to Root Street Walkway	Stage 2: resource consent application, pathway construction, planting, fencing and installation of furniture		100%		$150,000	2	
Timona Park to Johnston Park Pathway	Increase length of shared pathway from Timona Park to Johnston Park	100%			$125,000	2	
Greenspine – Stonebridge Heights to Homelands Avenue	Continuation of the Greenspine walkway from Stonebridge Heights to Homelands Avenu		100%		$283,366	4	

The projects identified within this Plan represent anticipated asset needs and do not constitute a commitment by Council to deliver them within the proposed timeframe. Project scope, timing and delivery remain subject to further investigation, prioritisation and funding through Council's Long-term Plan and Annual Plan processes.

Projects and associated budgets may be amended as priorities, project information and available funding change. Where projects remain unfunded, their inclusion identifies a potential future investment requirement rather than an approved programme of works.

DRAFT

6.6. Disposal plan

Asset disposal involves the sale, demolition, relocation or removal of assets that are no longer required, have reached the end of their useful lives or are no longer suitable for their intended purpose.

Decisions to dispose of assets consider their condition, current and future use, strategic significance, ongoing maintenance costs, legislative requirements and potential community impacts.

Three assets were identified for potential disposal in the 2024–2034 Asset Management Plan. These disposals have not yet been completed. Existing budget provisions for the removal of the Kimbolton Domain Grandstand and disposal of Ohakea Domain have been carried forward, and no additional funding is proposed for these projects within the 2027–2037 planning period.

The following table identifies the outstanding disposal projects.

Asset	Reason for Disposal	Timing	Costs	Annual Operations & Maintenance Savings
Bunnythorpe Gravel Reserve, Roberts Line	Surplus land	To be confirmed	Unknown	$0

The timing of outstanding disposals will depend on the completion of any required investigations, statutory processes and Council decisions. Disposal proposals will continue to be reviewed to ensure they remain appropriate and aligned with Council's strategic and operational requirements.

DRAFT

7. Data and Information Systems

7.1. Asset information

Council's Parks, Reserves and Sportsgrounds asset information is primarily recorded in Asset & Work Manager (formerly RAMM). The system contains records of the built assets and associated infrastructure within the activity, although the completeness and level of detail vary across asset types.

A significant asset data collection project was undertaken in 2025, resulting in all street trees and a substantial proportion of park trees being recorded in Asset & Work Manager. This has considerably improved the completeness of Council's tree inventory and provides a stronger foundation for future inspection, maintenance and asset management planning.

While the majority of built assets are recorded, information such as installation dates, component details, condition, useful lives and replacement costs remains incomplete for some assets. No new formal condition assessments have been undertaken on Parks assets since 2024, limiting the information available to support long-term maintenance and renewal forecasting.

Improving the completeness, accuracy and reliability of asset information remains an ongoing priority to support more effective lifecycle management, risk assessment and financial planning.

7.2. Asset data collection responsibilities

Responsibility for maintaining asset information within Asset & Work Manager sits with Council's asset management function, supported by staff responsible for operational activities, project delivery and contract management.

Asset information is obtained through completed capital works, contractor records, operational inspections, condition assessments and other relevant sources. New and renewed assets are recorded as information becomes available, while existing records are progressively updated to address identified gaps.

Council's Open Spaces Contractor, Green By Nature, contributes to asset information through routine inspections, maintenance activities and the identification of defects. These operational inspections support day-to-day asset management but do not replace formal condition assessments where these are required.

Ongoing improvements to data collection and recording processes will help ensure asset information remains current and supports effective maintenance, renewal and investment decisions.

7.3. Data quality

The quality and completeness of asset information within Asset & Work Manager vary across the Parks, Reserves and Sportsgrounds portfolio. While the asset inventory provides a reasonable understanding of the assets managed by Council, some records lack detailed component, installation, condition and lifecycle information.

The 2025 street and park tree inventory project has improved data completeness for vegetation assets. However, the absence of recent formal condition assessments across the wider Parks portfolio limits confidence in asset condition and remaining useful life estimates.

These limitations create uncertainty in forecasting maintenance requirements, renewal timing and long-term expenditure. Council will progressively improve asset information through targeted data collection, condition assessments and ongoing updates to Asset & Work Manager.

Improving data confidence will support more reliable financial forecasts, risk-based prioritisation and informed asset management decisions.

DRAFT

8. Managing Risk and Resilience

8.1. Risk management plan

Risk management identifies and assesses events that may affect Council's ability to deliver agreed levels of service, maintain public safety and manage its Parks, Reserves and Sportsgrounds assets sustainably.

Risks are assessed in accordance with Council's Risk Management Framework, considering the likelihood and consequences of potential events, existing controls and any further treatments required.

The following table identifies the key risks associated with the Parks, Reserves and Sportsgrounds activity, together with current controls, residual risk ratings and proposed treatments to manage or reduce these risks.

Risk Description	Raw Score	Current Controls or Treatments	Post control or treatment rating	Post Treatment Score	Proposed Risk	Further Controls or Treatments Proposed
Vandalism and wilful damage: Damage to recreational assets and public toilets resulting in service disruption, safety concerns and increased repair costs.	16	• Robust fixtures, security measures at selected sites, routine inspections and maintenance.	8	**Medium**	Mitigate	• Apply Crime Prevention Through Environmental Design (CPTED) principles to upgrades; continue using vandal-resistant fixtures and prioritise recurring problem areas.
Utility service failure: Loss of water, wastewater or power services affecting public toilets and associated facilities.	24	• Responsive maintenance and repairs, including clearing wastewater blockages.	12	**Medium**	Mitigate / Accept	• Identify vulnerable facilities, prioritise maintenance of critical components and investigate practical options to reduce service disruption.
Unplanned asset failure: Failure of playgrounds, pathways, structures or other infrastructure resulting in safety risks, service disruption or unplanned expenditure.	32	• Routine inspections, scheduled maintenance and reactive repairs.	16	**High**	Mitigate	• Develop prioritised formal condition assessments, improve asset information and strengthen risk-based maintenance and renewal planning.
Unknown deferred maintenance and renewal requirements: Incomplete condition information results in unforeseen works, increasing costs or asset failure.	24	• Operational inspections, maintenance reporting, asset management improvements and contractor monitoring.	12	**Medium**	Mitigate	• Undertake targeted condition assessments, improve lifecycle information in Asset & Work Manager and review renewal forecasts as information improves.
Unanticipated growth or recreational demand: Changes in recreational participation or development place pressure on existing facilities and budgets.	24	• Demand monitoring, Council staff knowledge, strategic planning and engagement with recreational organisations.	12	**Medium**	Mitigate	• Monitor sportsground utilisation and recreational trends; investigate shared facilities and capacity improvements; align investment with demonstrated demand.
Uncertain strategic direction: Changing priorities or incomplete strategic planning affects reserve development and investment decisions.	24	• Existing Reserve Management Plans and relevant Council strategies.	16	**High**	Mitigate	• Complete the Reserve Management Plan review, subject to formal Council adoption; align future development priorities and investment programmes with adopted strategic direction.
Financial sustainability: Council cannot afford to maintain, renew or develop recreational assets to the required standard.	24	• Budget prioritisation, community partnerships and opportunities for external funding.	16	**High**	Mitigate	• Strengthen lifecycle forecasting, prioritise expenditure based on risk and service requirements, investigate shared infrastructure and consider external funding opportunities.
Land tenure and Treaty settlement implications: Changes in land ownership or tenure affect Council's ability to provide recreational services at particular locations.	16	• Communication with Land Information New Zealand and engagement with relevant iwi and hapū.	16	**High**	Accept	• Continue early engagement with landowners, iwi and hapū; monitor land tenure matters and consider implications for reserve management and service continuity.
Flooding and severe weather: Flooding or other weather events cause damage, restrict access or make recreational facilities unavailable.	24	• Flood warning arrangements at Vinegar Hill, weather monitoring and emergency management procedures.	12	**Medium**	Accept	• Review site-specific exposure and response arrangements; incorporate resilience considerations into maintenance, renewals and future reserve development.
Tree failure and vegetation-related hazards: Causing public safety risks, property damage and increased maintenance costs.	24	• Routine contractor inspections and maintenance; improved street and park tree inventory captured in Asset & Work Manager during 2025.	24	**High**	Mitigate	• Develop a prioritised tree inspection and assessment programme, record condition and risk information, and implement proactive maintenance and replacement programmes.

DRAFT

8.2. Critical asset identification and management

Critical assets are those where failure would result in significant consequences for public safety, service delivery, the environment or Council's financial position.

No assets within the Parks, Reserves and Sportsgrounds activity have been formally identified as critical through Council's existing business continuity planning. However, the diverse nature of the asset portfolio means that some assets may present higher levels of risk due to their location, usage, function or the consequences of failure.

Assets such as playground equipment, bridges, boardwalks, significant trees and other structures in high-use areas may require greater attention due to potential public safety consequences. Similarly, recreational spaces with limited alternative provision may be important to maintaining community access to services.

Council will progressively review asset criticality as improved condition, utilisation and risk information becomes available. This will support the prioritisation of inspections, maintenance and renewal expenditure, with particular emphasis on assets where failure could result in significant consequences.

The renewal prioritisation methodology outlined in Section 6.3 includes a 50% weighting for critical assets to ensure their potential consequences of failure are appropriately considered in investment decisions.

Critical Asset(s)	Failure Mode	Impact
No assets currently formally classified as critical	Not applicable	Asset criticality will be reviewed as condition, utilisation and risk information improves.

Identifying critical assets and their potential failure modes enables Council to prioritise condition assessments, inspections, maintenance and renewal expenditure according to the consequences of asset failure.

The renewal prioritisation methodology outlined in Section 6.3 assigns a 50% weighting to critical assets, ensuring that assets with significant consequences of failure receive appropriate consideration when allocating renewal funding.

As no assets within the Parks, Reserves and Sportsgrounds activity are currently classified as critical, further assessment will be undertaken as asset condition, utilisation and risk information improves.

8.3. Risk assessment framework

Council uses a risk-based approach to identify, assess and manage risks associated with the delivery of the Parks, Reserves and Sportsgrounds activity and the management of its assets. The risk assessment process identifies credible risks, considers the likelihood of the risk occurring and the potential consequences should the event occur. These factors are used to determine an overall risk rating and assess whether the level of risk is acceptable.

Where risks are assessed as being outside Council's accepted risk appetite, appropriate controls, mitigation measures or treatments are identified to reduce the likelihood and/or consequence of the risk occurring. Risk treatments may include changes to operational practices, increased monitoring and inspection, maintenance, renewal, asset upgrades or other appropriate interventions.

The assessment of risks associated with the Parks, Reserves and Sportsgrounds activity takes into account Council's Risk Appetite Statement 2026. Risk appetite represents the level and nature of risk Council is prepared to accept in pursuit of its outcomes and objectives. It provides a framework for making informed decisions about the balance between risk, service outcomes, cost and available resources.

Risk acceptance is subject to an understanding of the potential consequences, costs and benefits associated with the risk, together with consideration of reasonably practicable measures to manage or reduce the risk. Where a risk is accepted, it will continue to be

DRAFT

monitored to ensure that changes in circumstances, asset condition, service requirements or available information are identified and appropriately managed.

The risk assessment framework supports the prioritisation of maintenance, renewal, acquisition and upgrade activities by directing resources towards assets and activities where the potential consequences of failure or service disruption are greatest.

The risk ratings within this Plan have been informed by the previous risk assessment and reviewed against Council's updated risk matrix, taking into account known changes in risk exposure. These assessments will be reviewed and refined as further information becomes available and through Council's ongoing risk management processes.

8.4. Approach to managing resilience

Resilience is the ability of assets and services to withstand, respond to and recover from disruptive events while maintaining essential functions and agreed levels of service. Building resilience involves understanding potential risks, reducing vulnerabilities and ensuring appropriate response and recovery arrangements are in place.

The Parks, Reserves and Sportsgrounds activity is exposed to a range of natural hazards and environmental risks, including flooding, severe weather, coastal hazards and tree failure. These events can damage recreational infrastructure, restrict public access, disrupt sporting activities and increase maintenance and renewal costs.

The February 2026 storm event highlighted the vulnerability of the District's tree network to severe weather and the importance of proactive tree risk management. Council's 2025 tree inventory project has improved asset information, providing a foundation for more targeted inspections, maintenance and renewal planning. Further condition and risk assessments will be required to strengthen the resilience of the tree network.

Some recreational areas, particularly riverside and coastal reserves, are more susceptible to flooding and environmental hazards. Council will continue to consider these risks when planning maintenance, renewals and future development, including opportunities to improve drainage, asset durability and the resilience of supporting infrastructure.

Resilience also involves maintaining the long-term availability of recreational spaces. The potential loss of access to land managed but not owned by Council presents a strategic risk, particularly where there is no suitable alternative Council-owned land. Council will continue to monitor developments and consider opportunities to maintain community access to recreational open space.

Council's approach to resilience will focus on risk-based maintenance and renewals, improved asset condition information, emergency response arrangements and consideration of natural hazards when planning future investment. These measures will support the ongoing availability, safety and functionality of parks, reserves and sportsgrounds within available funding.

DRAFT

9. Financial Summary

This section summarises the financial requirements resulting from the asset management strategies outlined in this Plan, including the costs of operating, maintaining, renewing and developing Council's Parks, Reserves and Sportsgrounds assets.

Financial forecasts have been developed using the best available asset information, historical expenditure, identified maintenance and renewal requirements, anticipated demand and proposed capital projects. These forecasts support Council's 2027–2037 Long-term Plan by identifying the investment required to maintain existing levels of service and respond to future needs.

The financial forecasts reflect current planning assumptions and will be refined as asset information improves, project scopes are confirmed and Council's Long-term Plan budgets are finalised. Inclusion of expenditure within this Plan identifies anticipated requirements and does not necessarily represent approved funding or a commitment to delivery.

9.1. Financial forecast summaries

9.1.1. Proposed operations budget

Operational expenditure covers the ongoing costs of managing and maintaining Council's parks, reserves, sportsgrounds and associated infrastructure to agreed levels of service. This includes routine grounds and vegetation maintenance, mowing, spraying, inspections, cleaning, utilities, contractor services and other day-to-day operational activities. These maintenance activities support the day-to-day functionality, condition and performance of assets and are separate from the specific maintenance projects identified in Section 9.1.2.

Council's Parks and Open Spaces Maintenance Contract, delivered by Green By Nature, represents a significant component of operational expenditure and provides for routine maintenance activities across the network.

Forecast expenditure is based on current service requirements, contractual costs, anticipated changes in delivery costs and the consequential operating requirements associated with new or upgraded assets. Increasing labour, fuel, materials and specialist service costs continue to place pressure on the affordability of existing levels of service.

Council is proposing to spend **$59,248,539** on operations over the 2027–2037 planning period.

The figure below shows the forecast distribution of operational expenditure over the planning period. Expenditure is expected to remain relatively consistent, with changes

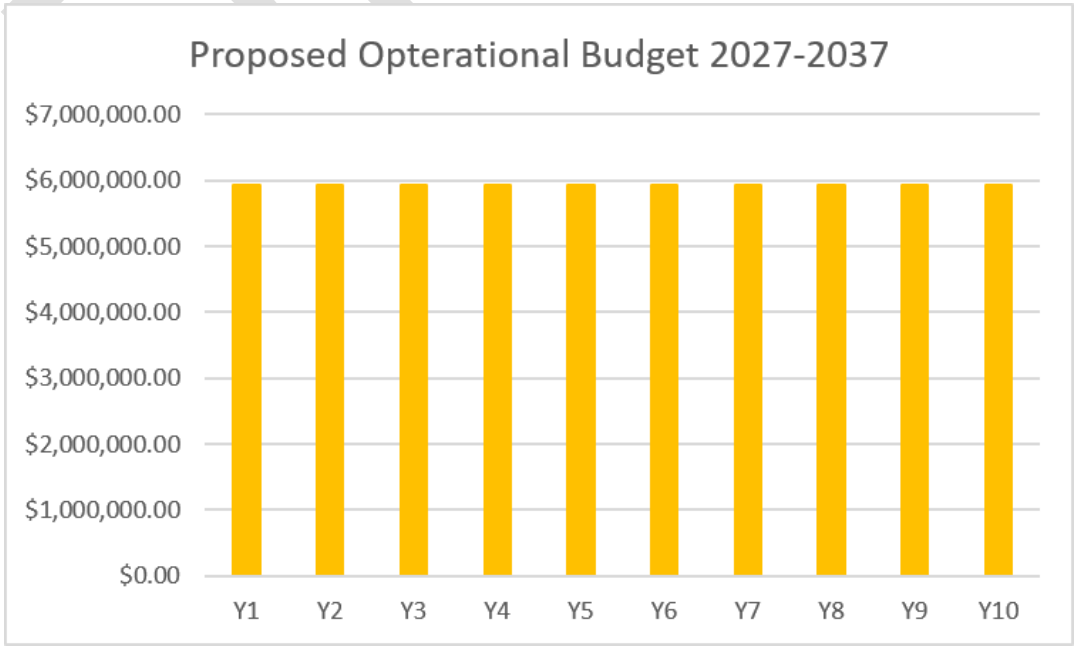

DRAFT

primarily reflecting contract cost adjustments, inflation and additional operating requirements arising from changes to the asset network.

Operational expenditure is expected to remain relatively consistent over the planning period, with changes primarily reflecting forecast contract cost adjustments, inflation and any additional operational requirements arising from new or upgraded assets.

Maintaining existing levels of service will remain a priority. However, continued increases in service delivery costs may require Council to review maintenance practices, operational efficiencies and the allocation of available funding.

9.1.2. Proposed maintenance budget

In addition to routine and recurring maintenance funded through operational budgets, Council identifies and budgets for specific maintenance projects required to address asset condition, performance, safety and service requirements.

The maintenance expenditure presented in this section relates to these separately budgeted projects and does not represent the total cost of maintenance across the activity, as ongoing maintenance is also funded through operational General Ledger (GL) budgets.

These works may include significant repairs, preventative maintenance, vegetation and street tree management, and remedial works to playgrounds, pathways, roads and other recreational infrastructure.

Maintenance requirements are identified through contractor inspections, staff observations, maintenance history, customer requests, asset failures and available condition information. Projects are prioritised according to public safety, asset criticality, condition, usage, risk and available funding.

The current draft programme identifies **$7,390,952** in separately identified maintenance projects over the 2027–2037 planning period, subject to confirmation of project classifications and budget allocations. This excludes routine maintenance funded through operational budgets and therefore does not represent the total maintenance cost of the activity.

The figure below shows the forecast distribution of maintenance project expenditure over the planning period. Expenditure varies according to the timing and scale of identified projects, including ongoing investment in street tree management and preventative maintenance.

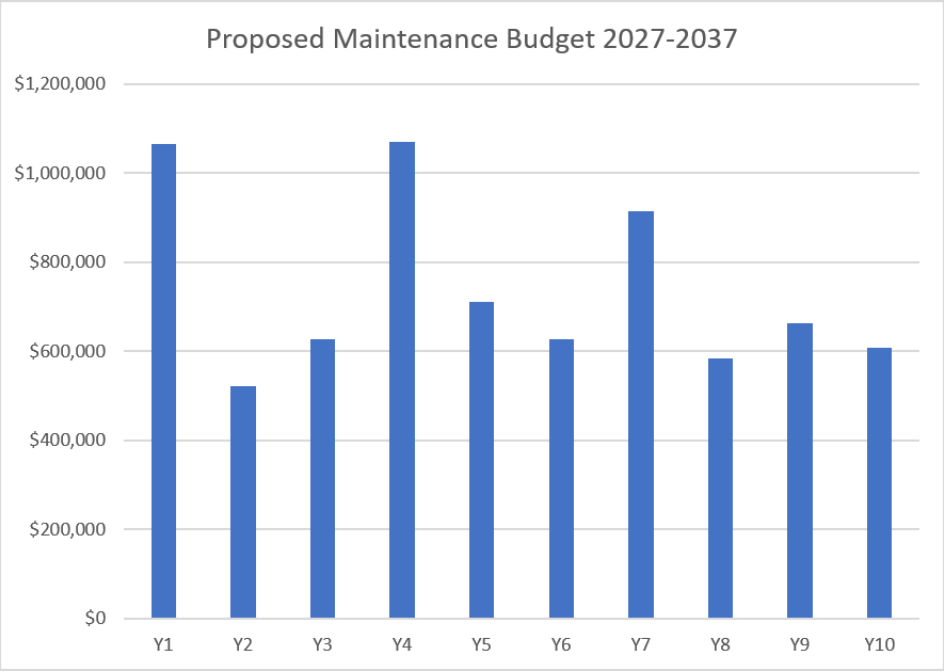

DRAFT

Increasing maintenance costs, aging infrastructure and incomplete condition information create uncertainty around future requirements. Council will continue to strengthen proactive maintenance practices to reduce asset failure, unplanned repairs and long-term lifecycle costs.

Annual maintenance expenditure varies according to the timing and cost of significant projects, alongside recurring programmes required to maintain existing assets.

The proposed programme includes ongoing investment in street tree management, inspections and vegetation maintenance, reflecting the need for a more proactive approach following improvements to Council's tree inventory and the identification of risks associated with severe weather.

While proactive maintenance may increase expenditure in the short term, it can reduce the likelihood of asset failure, unplanned repairs and higher whole-of-life costs. Maintenance priorities will continue to be reviewed as asset condition information improves and emerging requirements are identified.

9.1.3. Proposed renewal budget

Renewal requirements are identified through asset age, expected useful lives, maintenance history, operational inspections, available condition information and identified asset failures. Projects are prioritised according to asset criticality, consequence of failure, usage, increasing maintenance costs and opportunities to reduce whole-of-life expenditure.

The Parks, Reserves and Sportsgrounds activity includes a diverse range of assets with different useful lives and renewal requirements, including playgrounds, pathways, roads, car parks, public toilets, sportsground infrastructure, bridges, boardwalks and other recreational facilities.

The absence of recent formal condition assessments limits confidence in the timing and extent of future renewals. As a result, some forecasts are based on estimated useful lives and operational knowledge rather than detailed assessments of asset condition. The renewal programme will continue to be refined as more comprehensive information becomes available.

The current draft renewal programme identifies **$3,405,604** over the 2027–2037 planning period. This figure remains subject to confirmation through Council's financial planning processes. The following figure shows the proposed annual expenditure.

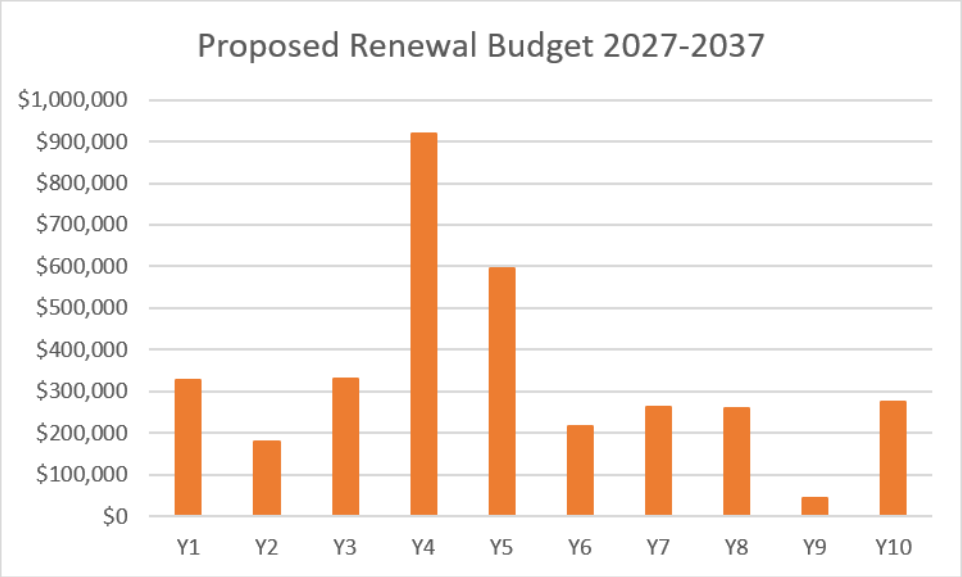

Renewal expenditure fluctuates over the planning period due to the timing of significant projects and the varying costs and useful lives of individual assets. Larger playground, pathway, sportsground and structural renewals can result in higher expenditure in particular years.

DRAFT

The programme also includes recurring district-wide allocations for playground and park furniture renewals, providing for smaller replacement works as requirements arise.

Renewal timing is based on the best available information and may change as assets are inspected, their performance is monitored and priorities are reassessed. Where renewal expenditure is deferred, Council must consider the potential for increased maintenance costs, service disruption and accelerated asset deterioration.

Improving condition information and lifecycle planning will be important to strengthening future renewal forecasts and ensuring available funding is directed towards the highest-priority requirements.

9.1.4. Proposed acquisition/upgrade budget

Acquisition and upgrade expenditure provides for new assets or improvements to existing infrastructure that increase capacity, functionality or levels of service.

Projects are identified through population growth, changing recreational demand, community feedback, strategic planning, asset condition and opportunities to improve existing facilities. Proposed investment may include sportsground development, shared facilities and supporting infrastructure, walking and cycling connections, reserve improvements, public toilets and additional recreational amenities.

Project budgets are developed using the information available at the time of forecasting. Depending on the stage of development, estimates may be based on detailed designs, feasibility studies, preliminary costings or identified project concepts. Consequently, the level of confidence in project estimates varies, particularly where further investigation or design is required.

The acquisition and upgrade programme reflects a combination of existing commitments, anticipated future requirements and projects requiring further investigation or prioritisation. Some identified projects remain unfunded, and the ongoing review of Council's Reserve Management Plans may influence future development priorities.

The proposed acquisition and upgrade expenditure over the 2027–2037 planning period is **$13,732,794.** The following figure will show the distribution of expenditure once the programme has been finalised.

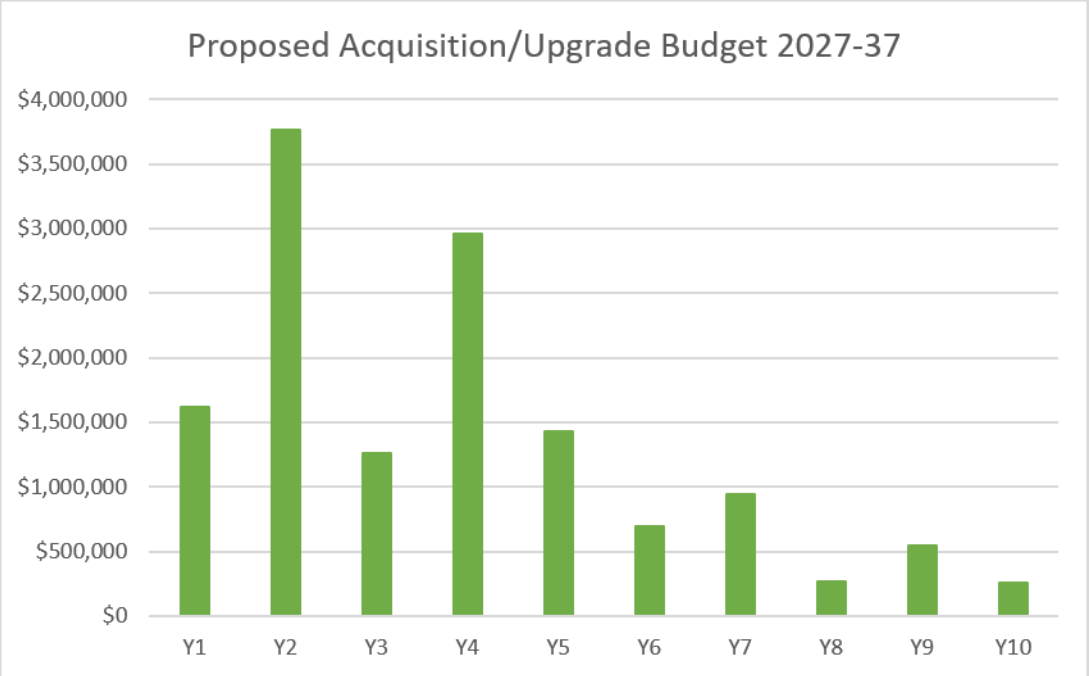

Acquisition and upgrade expenditure is expected to fluctuate over the planning period, reflecting the timing, scale and cost of individual development projects.

DRAFT

Investment requirements range from relatively minor reserve improvements to larger developments involving sportsgrounds, supporting facilities, land acquisition or new walking and cycling connections. These projects can result in significant variations in annual expenditure.

The timing and delivery of projects will depend on demonstrated demand, strategic priorities, further investigation, project readiness and available funding. New or upgraded assets will also create ongoing operational, maintenance and renewal costs that must be considered alongside initial capital expenditure.

9.2. Funding strategy

Funding for the Parks, Reserves and Sportsgrounds activity is guided by Council's Financial Strategy and Revenue and Financing Policy, which form part of the Long-term Plan.

The Financial Strategy establishes the framework for managing Council's finances, including rates, debt, investment priorities and the affordability of service delivery. The Revenue and Financing Policy identifies the funding sources available to Council and how operating and capital expenditure will be funded.

Funding decisions must balance the ongoing costs of maintaining existing assets, identified renewal requirements and investment needed to respond to changing recreational demand. Increasing contractor costs, aging infrastructure and community expectations for improved facilities place pressure on the funding available to maintain existing levels of service.

Renewal funding is influenced by Council's depreciation funding arrangements, the expected useful lives of assets and the timing of future replacement requirements. Capital development projects may also be supported by external contributions or partnerships, where appropriate, although the availability and timing of such funding cannot be guaranteed.

Council will continue to prioritise expenditure according to service requirements, asset condition, risk, demonstrated demand and affordability. Proposed budgets remain subject to Council's Long-term Plan and Annual Plan processes.

9.3. Asset value

Asset valuations provide an indication of the financial value of Council's investment in the Parks, Reserves and Sportsgrounds activity and support financial reporting, depreciation calculations and long-term asset management planning.

The carrying value of assets within this activity is derived from Council's financial and asset records, including valuation information held in OZONE. The portfolio includes a diverse range of assets, with different valuation approaches depending on asset type, ownership and the information available.

Not all assets are separately valued, and the recorded carrying value may not represent the full cost of replacing the infrastructure and recreational facilities associated with the activity. Assets owned by sporting or community organisations on Council reserve land are not included in Council's asset valuation unless they are recorded as Council-owned assets.

The table below summarises the carrying value of assets within the Parks, Reserves and Sportsgrounds activity.

Valuation	Value
Parks, Reserves and Sportsgrounds portfolio	$35.6 million

The reported value reflects assets recorded within Council's financial systems at the valuation date and is subject to the scope and limitations of the underlying asset records. Differences between asset inventory information and financial valuation records may arise where assets have not been separately valued or where supporting asset information remains incomplete.

Council will continue to improve the alignment of asset and financial information to support more accurate valuation, depreciation and renewal forecasting.

DRAFT

9.4. Valuation forecasts

Asset values are expected to change over the planning period as existing assets are renewed, new infrastructure is developed and periodic revaluations are undertaken.

Changes in construction costs, asset condition, useful lives and replacement values may affect future valuations and associated depreciation expenditure. Significant changes in asset values can influence the funding required to maintain and replace assets over their useful lives.

The Parks, Reserves and Sportsgrounds activity contains a diverse range of built and natural assets, some of which may not require replacement on a conventional lifecycle basis. Others, including playgrounds, buildings, public toilets, pathways and recreational infrastructure, require ongoing renewal to maintain agreed levels of service.

Council has historically funded depreciation on 50% of the Parks, Reserves and Sportsgrounds activity, recognising that some assets may not be replaced or may be renewed through alternative funding arrangements.

The adequacy of depreciation funding and the affordability of future renewals will need to be considered alongside asset valuations, renewal forecasts and Council's wider financial priorities. Improved asset condition and lifecycle information will support more accurate forecasting of future replacement requirements.

9.5. Key assumptions made in financial forecasts

The financial forecasts in this Plan are based on assumptions relating to future demand, asset performance, service requirements, economic conditions and the delivery of proposed projects.

These assumptions reflect the best available information at the time of preparation. Changes to asset condition, recreational demand, project priorities or funding availability may affect future expenditure requirements.

The key assumptions and their potential implications for the Parks, Reserves and Sportsgrounds activity are summarised below.

Assumption	Potential Impact
Population and demand: Growth and changing recreational demand will broadly align with Council's LTP forecasts.	Higher or differently distributed demand may require additional facilities or upgrades.
Levels of service: Existing levels of service will be maintained.	Changes to service expectations may increase operational, maintenance or capital expenditure.
Asset condition and useful lives: Assets will generally perform in accordance with their estimated useful lives.	Earlier deterioration or unidentified defects may increase maintenance and renewal requirements.
Asset information: Existing records provide a reasonable basis for financial forecasting and will progressively improve.	Incomplete asset and condition information may result in changes to renewal timing and expenditure.
Inflation and costs: Forecast expenditure will reflect Council's adopted cost escalation assumptions.	Higher-than-anticipated costs may require additional funding, reprioritisation or project deferral.
Climate change and emergency events: Council will manage localised and moderate events through existing response and recovery arrangements.	Significant events may damage recreational assets, disrupt services and create unplanned expenditure beyond available budgets.

DRAFT

Reserve Management Plans: Existing plans will remain operative until revised plans are formally adopted.	Changes to reserve development priorities may create additional or amended investment requirements.
Project delivery and funding: Proposed projects remain subject to investigation, prioritisation and available funding.	Project timing, scope and delivery may change as priorities and financial circumstances evolve.

If actual circumstances differ materially from the assumptions used in preparing this Plan, the timing, cost and affordability of forecast expenditure may change. This could result in maintenance, renewal or capital works being brought forward, deferred, reprioritised or requiring additional funding.

Council will monitor the assumptions and underlying asset information through its Long-Term Plan and annual planning processes. Where significant changes occur, the financial forecasts and work programmes will be reviewed and adjusted as appropriate, taking into account levels of service, risk, asset condition, community need and Council's financial capacity.

9.6. Reliability and confidence estimates

The financial forecasts, asset values and expenditure projections contained in this Plan are based on the best available information. The accuracy and completeness of this information influence Council's ability to forecast costs, prioritise expenditure and plan for future asset requirements.

Data confidence is assessed using an A–E classification system, ranging from Highly Reliable (A) to Unknown (E), as outlined in the following table.

While improvements have been made to asset information, particularly through the 2025 tree inventory project, limitations remain in condition, component and lifecycle data. These limitations affect confidence in future maintenance and renewal forecasts, particularly where projects are based on estimated useful lives rather than comprehensive condition assessments.

Data confidence will progressively improve through targeted condition assessments, improved asset records and ongoing monitoring of asset performance and expenditure.

Confidence Grade	Description
A. Highly reliable	Data based on sound records, procedures, investigations, and analysis, documented properly, and agreed as the best method of assessment. Dataset is complete and estimated to be accurate ± 2%
B. Reliable	Data based on sound records, procedures, investigations, and analysis, documented properly but has minor shortcomings, for example some of the data is old, some documentation is missing and/or reliance is placed on unconfirmed reports or some extrapolation. Dataset is complete and estimated to be accurate ± 10%.
C. Uncertain	Data based on sound records, procedures, investigations, and analysis which is incomplete or unsupported, or extrapolated from a limited sample for which grade A or B data are available. Dataset is substantially complete but up to 50% is extrapolated data and accuracy estimated ± 25%.
D. Very Uncertain	Data is based on unconfirmed verbal reports and/or cursory inspections and analysis. Dataset may not be fully complete, and most data is estimated or extrapolated. Accuracy ± 40%.
E. Unknown	None or very little data held

The estimated confidence level for and reliability of data used in this Plan is shown in the table below.

DRAFT

Data	Confidence Assessment	Comment
Demand drivers	B	Informed by the 2025 Environmental Scan, community feedback and recreational trends.
Growth projections	B	Based on available population information and LTP planning assumptions.
Acquisition forecast	C	Project scope, costs, timing and funding remain subject to investigation and prioritisation.
Maintenance forecast	B	Based on contractor information, maintenance history and staff knowledge, with some condition information gaps.
Renewal forecast	C	Limited formal condition information creates uncertainty around renewal timing and costs.
-Asset values	B	Based on information from Council's financial asset management system and periodic building valuations.
-Asset useful lives	C	Some estimates are not supported by recent condition assessments.
-Condition modelling	C	Limited comprehensive condition assessments across the asset portfolio.
Disposal forecast	B	Three projects identified, with budgets carried forward for two; timing remains uncertain.

DRAFT

10. Plan Improvement and Monitoring

10.1. Status of asset management practices

Council uses a range of financial, operational and asset management systems to support the management of its Parks, Reserves and Sportsgrounds assets and the preparation of this Asset Management Plan.

NCS MAGIQ is used for financial budgeting, OZONE supports financial and asset valuation information, and Asset & Work Manager (formerly RAMM) is used to record and manage asset information. These systems provide the foundation for asset and financial management, although opportunities remain to improve data completeness, consistency and integration.

Significant progress has been made in improving asset records, including a comprehensive data capture project undertaken in 2025 to record street trees and many park trees within Asset & Work Manager. This has strengthened Council's understanding of its tree portfolio and provides a foundation for improved maintenance and risk management.

However, asset information remains incomplete in some areas, particularly condition, component, useful life and lifecycle data. Routine operational inspections identify maintenance requirements and visible defects but do not replace comprehensive condition assessments undertaken by suitably qualified personnel.

Council will continue to improve the quality and use of asset information to support risk-based maintenance, renewal planning, financial forecasting and informed investment decisions. Improvements will be prioritised according to asset risk, service requirements and available resources.

10.2. Maturity assessment results

Asset management maturity describes the extent to which Council's asset management practices, processes and information support effective decision-making and the current and future needs of the community. Assessing maturity helps identify strengths, areas for improvement and realistic opportunities to progressively improve asset management practices.

The International Infrastructure Management Manual (IIMM) identifies four broad levels of asset management maturity:

- **Minimum:** The minimum level of asset management practice required to manage assets and meet essential obligations.
- **Core:** A basic but sound level of asset management practice, supported by established processes and information.
- **Intermediate:** More developed and integrated practices that support proactive, risk-based decision-making and lifecycle planning.
- **Advanced:** Comprehensive, optimised asset management practices supported by high-quality information and continuous improvement.

The most recent documented maturity assessment identified the Community Facilities activity as operating at a Core level. This provides the basis for a progressive improvement programme focused on strengthening asset information, condition assessment, risk management, lifecycle planning and financial forecasting.

While improvements have been made, particularly in asset inventory information, Council recognises that further development is required to support more proactive and evidence-based asset management. Improvement priorities will be balanced against organisational resources, funding availability and the risks associated with each asset group.

10.3. Improvement plan

The improvement programme identifies priority actions to progressively strengthen asset management practices, improve the quality of asset information and support informed decision-making.

DRAFT

Actions focus on asset data, condition assessments, risk management, lifecycle planning and changing recreational demand. Improvements will be prioritised according to risk, available resources and opportunities to integrate activities with existing work programmes.

The following table outlines the proposed improvement actions for the 2027–2037 planning period.

Task		Priority	Timeline	Resources
1	Establish Parks asset hierarchy and minimum data requirements	High	2027–29	Existing internal asset management resources; specialist external advice if required
2	Progressively improve asset inventory and component data in Asset & Work Manager	High	2027–32	Existing internal resources, supported by operational staff and Open Spaces Contractor; external survey/data collection where required
3	Develop targeted condition assessment programme for Parks infrastructure	High	2028–32	Existing internal resources to coordinate; external specialist assessments as required
4	Establish risk-based tree assessment and proactive maintenance programme	High	2027–30	Existing internal resources and Open Spaces Contractor; qualified arboricultural assessments and additional programme funding as required
5	Review natural hazard and resilience risks at priority reserves	High	2027–31	Existing internal resources to 6coordinate; s7pecialist flo89od, coastal and geote10chnical advice as required
6	Review asset criticality, failure modes and risk treatments	Medium	2029–32	Existing internal resources; external risk/asset management support if required
7	Improve renewal forecasting using condition, age, maintenance and risk information	Medium	2030–34	Existing internal resources; external asset management support if required
8	Review levels of service, recreational demand and asset utilisation	Medium	2028–32	Existing internal resources; community engagement and sporting organisation input
9	Undertake annual review of AMP improvement actions	High	Annually	Existing internal resources
10	Review asset management maturity and update improvement priorities	Medium	2032–33 and 2036–37	Existing internal resources; external facilitator/support if required

The improvement programme will be reviewed annually to monitor progress and ensure priorities remain appropriate. Actions may be amended or reprioritised in response to changes in asset condition, risk, service requirements, available resources or Council's strategic direction.

Delivery of improvements requiring external specialist support or additional funding will be subject to resource availability and Council's annual planning processes.

DRAFT

10.4. Monitoring and review procedures

This Asset Management Plan will be monitored and reviewed to ensure that asset information, risk assessments, expenditure forecasts and proposed work programmes remain current and appropriate.

Material changes to asset condition, service requirements, demand, risks or funding will be considered through Council's annual planning and asset management processes. A more comprehensive review will be undertaken to support future Long-term Plan development.

The following table outlines the proposed monitoring and review activities.

Frequency	Monitoring/Review Task
Ongoing	Update asset records as inspections, maintenance, renewals, acquisitions and disposals occur. Monitor asset performance, emerging risks and progress against improvement actions.
Annually	Review expenditure forecasts, work programmes, condition information, risk priorities and levels of service performance. Consider customer feedback and emerging demand.
Three-yearly	Undertake a comprehensive AMP review to inform the next Long-term Plan, including strategic alignment, lifecycle forecasts, financial information and improvement priorities.
Six-yearly	Formal level of service review carried out in line with the wider community outcomes consultation.
As required	Review the AMP following significant changes in legislation, service requirements, asset condition, major events or strategic direction. Undertake independent review or assurance where appropriate.

Progress against the improvement programme will be monitored through Council's asset management and planning processes. Actions may be amended or reprioritised where new risks, information, service requirements or resource constraints are identified.

The outcomes of monitoring and review activities will inform future updates to this Plan and support continuous improvement in the management of Parks, Reserves and Sportsgrounds assets.

DRAFT

11. Appendices

11.1. Asset information

Category	Asset Name	Location	Size	Status
Parks and Sportsgrounds There are seven main sports grounds in the District. These parks all have varying degrees of maintenance and asset provision, relative to their location and the sporting role they provide in the community. The plan includes land that provides for a wide range of sports from rugby, football and cycling through to Blokart racing and bowls. In some instances, Council provides reserve land that is leased for the activity, while in other circumstances Council provides and prepares grounds for other activities. This plan excludes all clubrooms on Sportsgrounds. All other built assets on the Sportsgrounds are included in this Asset Management Plan. Public conveniences where their primary purpose is to cater for the reserve and pavilions are also included in this Plan.	Duke Street Netball Courts	Feilding	-	Ministry of Education Owned – MOU in place
	Halcombe Domain	Halcombe	1.78 ha	Fee simple – Leased from LINZ
	Johnston Park	Feilding	9.25 ha	Recreation Reserve
	Kimbolton Sports Domain	Kimbolton	3.67 ha	Recreation Reserve
	Kowhai Park (Cricket area)	Feilding	2.9 ha	Recreation Reserve
	Sanson Recreation Reserves	Sanson	4.04 ha	Recreation Reserve Fee Simple
	Te Kawau Rugby Grounds	Rongotea	-	Ministry of Education owned
	Timona Park	Feilding	24.24 ha	Recreation Reserve
	Victoria Park	Feilding	6.56 ha	Recreation Reserve
	South Street Courts	Feilding	0.4256 ha	Recreation Reserve
Neighbourhood Parks These are reserves or parks in urban areas that play a role in providing green space or opportunities for active recreation in neighbourhoods. They are generally acquired through subdivision or to meet open space need in a neighbourhood. These sites receive a standard level of development and maintenance. Key assets include large open space for play and a small level of playground/recreation provision (such as basketball halfcourts and play equipment).	Fowlers Reserve	Kimbolton	0.97ha	Recreation Reserve
	Fraser Park	Feilding	0.40 ha	Recreation Reserve
	Himatangi Beach Bowling club Reserve	Himatangi	0.8 ha	Recreation Reserve
	James Palmer Park	Feilding	1.15 ha	Recreation Reserve
	Mahuri Reserve – Himatangi Beach	Himatangi	0.26 ha	Local Purpose Reserve (Accessway)
	Pohangina School Reserve	Pohangina	1.93 ha	Recreation Reserve
	Rimu Park	Feilding	3.5 ha	Recreation Reserve
	Korotangi	Feilding	2.20 ha	Recreation Reserve

DRAFT

	Sanson Hall Reserve	Sanson	0.02 ha	Local Purpose (Community Hall)
	Sanson Playground	Sanson	0.0840	Recreation Reserve
	Stonebridge Reserve	Feilding	0.72 ha	Recreation Reserve
	Te Kawau Playground	Rongotea	0.016 ha	Recreation Reserve.
	Vista Park	Feilding	0.12 ha	Recreation Reserve
Rural Recreation Areas These are reserves or parks in the rural zone. They are generally maintained as either the single Council asset in a community (Rewa School) or a rural river/recreation reserve (London's Ford). Rural river/recreation reserves are popular with families camping in summer. These sites have seasonal services provided to them; toilet cleaning, mowing and general maintenance are increased over the summer months in response to increased demand, and then reduced or stopped completely in low periods of use in winter. A number of these reserves are associated with historical assets that have been transferred to Council for management (examples include Pakihikura Reserve and Beaconsfield School Reserve). Both of the afore mentioned sites are old schools with a large number of assets in poor condition, where little or no maintenance has been undertaken by Council.	Apiti Domain	North	4.04 ha	Recreation Reserve
	Bartlett's Ford	North	0.62 ha	Local Purpose (Esplanade)
	Beaconsfield Recreation Reserve	North	0.80 ha	Recreation Reserve
	Carnarvon Reserve	South	1.60 ha	Recreation Reserve
	Colyton Hall Playground	North	N/A	Freehold
	London's Ford	North	2.42 ha	Local Purpose (Esplanade)
	Menzies Ford Reserve	North	0.61 ha	Local Purpose (Esplanade)
	Ohakea Domain	South	1.03 ha	Recreation Reserve
	Pakihikura School Reserve	North	3.78 ha	Recreation Reserve
	Pohangina Recreation Reserve (Domain)	North	9.19 ha	Recreation Reserve
	Pohangina Valley Lookout	North	0.87 ha	Local Purpose Amenity
	Rangiwahia Recreation Reserve	North	4.04 ha	Local Purpose (Community Purpose)
	Raumai Reserve	North	0.62 ha	Local Purpose (Esplanade)
	Rewa Old School Reserve	North	0.53 ha	Recreation Reserve
Public Gardens Kowhai Park is the only Public Garden in the Manawatū District. The primary focus for Public Gardens is to create a place of beauty and tranquillity through high quality horticultural design	Kowhai Park	Feilding	6.86 ha	Recreation - freehold

DRAFT

and maintenance, and other features as appropriate to the park's character.				
Civic Squares/Spaces Civic Squares/Spaces are the open spaces that have a high amenity value and are important to the overall character of a towns centre, or, in some cases, relate back to the historical establishment of a town (Denbigh Square). These areas are provided with a higher level of maintenance and development to reflect the important role they play in the community.	Denbigh Square	Feilding	0.9 ha	Road Reserve
	Douglas Square	Rongotea	0.47ha	Road Reserve
	Halcombe Square	Halcombe	n/a	Road Reserve
	Makino Precinct	Feilding	1.67 ha	Recreation Reserve - Fee Simple
	Manchester Square/Town Centre	Feilding	0.85 ha	Road Reserve
	Sanson Main Street	Sanson	n/a	Road Reserve
Natural and Cultural Heritage Areas Natural and cultural heritage areas provide the public with access to natural landscape features and focus on environmental and restoration factors. As an example, Awahuri Forest/Kitchener Park includes features of a special nature including individual plant and tree specimens and ecosystems, that by their nature require special care and attention for their preservation. The three main reserves are Awahuri Forest/Kitchener Park, Mount Lees Reserve and Putai Ngahere Reserve (Vinegar Hill).	Awahuri Forest/Kitchener Park	Feilding	13.98 ha	Scenic Reserve
	Almadale Scenic Reserve	Cheltenham	6.36 ha	Local Purpose (Esplanade)
	Awahuri River Reserve	Awahuri	7.34ha	Gravel Reserve
	Bush lane Reserve	Feilding	4.04 ha	
	Coles Bush	Rongotea	5.85 ha	Scenic Reserve
	Ellison Reserve	Tangimoana	5.60 ha	
	Kimbolton Scenic Reserve	Kimbolton	17.73ha	Recreation Reserve Scenic Reserve
	McKinnon memorial Reserve	Rangiwahia	1.21 ha	Scenic Reserve
	Mt Lees Reserve	Mt Biggs	29.56 ha	Scenic Reserve
	Putai Ngahere Reserve (Vinegar Hill)	Kiwitea	30.8 ha	Recreation Reserve
Coastal Reserves These reserves provide key access points to New Zealand's west coast, for both our communities and seasonal visitors alike. The reserves are comprised of large open areas which provide a range of activities for our communities and visitors. These reserves also contain large areas of dynamic coastal land.	Himatangi Beach Coastal Reserves	Himatangi Beach	12.6	Local Purpose, Recreation Reserve (Coastal Protection)
	Kaikokopu Stream Reserve	Himatangi Beach	1.59	Local Purpose, Recreation Reserve (Conservation & Flood Protection)
	Tangimoana Beach Coastal Reserve	Tangimoana	11.1	Local Purpose, Recreation Reserve, Road Reserve

DRAFT

Memorials The main purpose of these parks and reserves is to provide a space to allow celebration of past events and people, through memorials and cenotaphs. Some land areas are within the road reserve and, while having no legal title, have historical significance. They celebrate events that have shaped the identity and stories of a local community.	Apiti Church Memorial Park	Apiti		
	Cheltenham Memorial Park	Cheltenham		Fee simple
	Drover and the Dog	Feilding	n/a	Road Reserve
	Feilding and District Cenotaphs	Districtwide	n/a	n/a
	Mount Stewart Memorial Reserve	Mt Stewart	2.73 ha	Recreation Reserve
	Pemberton's Corner	Rangiwahia		Road Reserve
	Russell Law Memorial Grove	Feilding		
	Squabbling Birds Art Piece	Feilding	n/a	Fee simple
	Te Arakura Reserve	Taonui	0.09 ha	Local Purpose (Heritage)
Cycleway and Walkway Links These are key linkages allowing for pedestrian and cycle traffic to move quickly around the town.	Dell Parker Walkway	Sanson		Road Reserve
	Greenspine	Feilding		
	Lovers Lane Reserve	Feilding	0.16ha	Recreation Reserve
	Rata Street Walkway	Feilding		Recreation Reserve
	Quail Ave to Homelands Ave Walkway	Feilding		Recreation Reserve
	Makino Bridge Reserve	Feilding		
	Pohangina Valley Quail Avenue Walkway	Pohangina		Fee simple
	Waitohi Road Walkway	Rongotea		Road Reserve
	Parakaraka	Feilding		
Miscellaneous Reserves Miscellaneous Reserves are a range of different reserves; from carparks to look out points. Some of these sites have difficult, undulating terrain and generally have a lower level of	Herlihy Reserve	Feilding	1.05 ha	Local Purpose
	Highfield Hill Lookout	Feilding	0.01 ha	Road Reserve
	Mangarere Reserve	Pakihikura		Road Reserve
	Rangeview Reserve	Feilding	5.9 ha	Local Purpose

DRAFT

maintenance than neighbourhood parks and playgrounds. In some instances, this extends to noxious weed control only.	Rongotea Car Park Reserve	Rongotea	0.202 ha	Fee Simple
	South Street/Kawakawa Road view shafts	Feilding	31 ha	Reserve
Campgrounds	Himatangi Beach Campground	Himatangi	1.4 ha	Recreation Reserve
	Tangimoana Beach Campground	Tangimoana	0.95 ha	Recreation Reserve

DRAFT

11.2. Complete Maintenance Works Programme

Category	Asset	Project Description	Criticality	Consequence	Estimated Cost	Year
District-Wide	District-Wide Ops	Reserve Management Plan Review	High	High	$71,497	7
	District-Wide Ops	General parks operational projects	Med	Med	$101,800	1
	District-Wide Ops	General parks operational projects	Med	Med	$104,243	2
	District-Wide Ops	General parks operational projects	Med	Med	$106,537	3
	District-Wide Ops	General parks operational projects	Med	Med	$108,880	4
	District-Wide Ops	General parks operational projects	Med	Med	$110,949	5
	District-Wide Ops	General parks operational projects	Med	Med	$113,168	6
	District-Wide Ops	General parks operational projects	Med	Med	$115,318	7
	District-Wide Ops	General parks operational projects	Med	Med	$117,509	8
	District-Wide Ops	General parks operational projects	Med	Med	$119,624	9
	District-Wide Ops	General parks operational projects	Med	Med	$121,778	10
	District-Wide Ops	Building Washdowns	Med	Med	$15,270	1
	District-Wide Ops	Building Washdowns	Med	Med	$15,980	3
	District-Wide Ops	Building Washdowns	Med	Med	$16,642	5
	District-Wide Ops	Building Washdowns	Med	Med	$17,298	7
	District-Wide Ops	Building Washdowns	Med	Med	$17,944	9
Parks and Sportsgrounds	Halcombe Domain	Artificial turf maintenance	High	High	$5,090	1
	Halcombe Domain	Artificial turf maintenance	High	High	$5,212	2
	Halcombe Domain	Artificial turf maintenance	High	High	$5,327	3
	Halcombe Domain	Artificial turf maintenance	High	High	$5,444	4
	Halcombe Domain	Artificial turf maintenance	High	High	$5,547	5
	Halcombe Domain	Artificial turf maintenance	High	High	$5,658	6
	Halcombe Domain	Artificial turf maintenance	High	High	$5,766	7
	Halcombe Domain	Artificial turf maintenance	High	High	$5,875	8
	Halcombe Domain	Artificial turf maintenance	High	High	$5,981	9
	Halcombe Domain	Artificial turf maintenance	High	High	$6,089	10
	Duke Street Netball Courts	Annual court washdown	Med	Med	$5,090	1
	Duke Street Netball Courts	Annual court washdown	Med	Med	$5,212	2
	Duke Street Netball Courts	Annual court washdown	Med	Med	$5,327	3
	Duke Street Netball Courts	Annual court washdown	Med	Med	$5,444	4
	Duke Street Netball Courts	Annual court washdown	Med	Med	$5,547	5
	Duke Street Netball Courts	Annual court washdown	Med	Med	$5,658	6
	Duke Street Netball Courts	Annual court washdown	Med	Med	$5,766	7
	Duke Street Netball Courts	Annual court washdown	Med	Med	$5,875	8
	Duke Street Netball Courts	Annual court washdown	Med	Med	$5,981	9
	Duke Street Netball Courts	Annual court washdown	Med	Med	$6,089	10
	Victoria Park	Reseal carpark - Victoria Park	Med	Med	$91,620	1
	District-Wide Ops	Sport turf refurbishment	High	High	$50,900	1
	District-Wide Ops	Sport turf refurbishment	High	High	$52,122	2
	District-Wide Ops	Sport turf refurbishment	High	High	$53,268	3
	District-Wide Ops	Sport turf refurbishment	High	High	$54,440	4
	District-Wide Ops	Sport turf refurbishment	High	High	$55,475	5
	District-Wide Ops	Sport turf refurbishment	High	High	$56,584	6
	District-Wide Ops	Sport turf refurbishment	High	High	$57,659	7
	District-Wide Ops	Sport turf refurbishment	High	High	$58,755	8
	District-Wide Ops	Sport turf refurbishment	High	High	$59,812	9
	District-Wide Ops	Sport turf refurbishment	High	High	$60,889	10
	Victoria Park	Repainting of amenity block and storage rooms	Med	Med	$37,666	1
	Timona Park	Reseal roadway	High	High	$152,700	1
	Johnston Park	Establishment of new shelter belt plantings for cycle track	Med	Med	$6,354	1
	Victoria Park	Refurbish softball diamond lime surface	Med	Med	$10,654	3
	Timona Park	Refurbish Feilding United Football Clubrooms changing rooms	Med	Med	$15,980	3
	Timona Park	Refurbish lime walkway	Med	Med	$27,220	4
	Timona Park	Refurbish BMX track	Med	Med	$10,888	4

DRAFT

	Victoria Park	Council contribution to painting of exterior of Squash Clubrooms	Med	Med	$18,627	4
	Kowhai Park Cricket	Refurbish changing rooms at cricket pavillion	Med	Med	$7,766	5
	Timona Park	Campbell to Simon road reseal	Med	Med	$110,949	5
	Kowhai Park	Cricket pavillion exterior repaint	Med	High	$11,317	6
	Johnston Park	Grandstand rust treatment	High	High	$33,950	6
	Timona Park	Timona Park – Amenities block at playground refurbishment	Med	Med	$8,402	7
	Johnston Park	Refurbishment of Grandstand changing rooms	Med	Low	$34,595	7
	Victoria Park	Toilet block refurbishment	High	High	$8,972	9
	Johnston Park	Grandstand rust treatment	High	High	$35,887	9
	Timona Park	Interior repaint of Campbell Street Toilets	Med	Med	$26,765	10
	Victoria Park	Reseal carpark – squash club	Med	Med	$19,900	12
Neighbourhood Parks	Districtwide	Cushion fall replacement on playgrounds	High	High	$14,525	1
	Districtwide	Cushion fall replacement on playgrounds	High	High	$14,594	2
	Pohangina Old School Reserve	Public Toilet refurbishment	Med	Med	$9,110	2
	Districtwide	Cushion fall replacement on playgrounds	High	High	$15,980	3
	Pohangina Old School Reserve	Playground Cushion fall replacement	Med	Med	$18,166	4
	Sanson Hall Reserve	Lime walkway refurbishment	Med	Med	$12,577	3
	Stonebridge Reserve	Lime walkway refurbishment	Med	Med	$11,719	3
	Sanson Playground	Repaint playground	Med	Med	$47,491	3
	Districtwide	Cushion fall replacement on playgrounds	High	High	$16,332	4
	Sanson Hall Reserve	BMX Track refurbishment – drainage and lime refurbishment of BMX track in conjunction with community.	Med	Med	$14,329	4
	Districtwide	Cushion fall replacement on playgrounds	High	High	$17,752	5
	Districtwide	Cushion fall replacement on playgrounds	High	High	$18,107	6
	Districtwide	Cushion fall replacement on playgrounds	High	High	$18,451	7
	Districtwide	Cushion fall replacement on playgrounds	High	High	$18,801	8
	Districtwide	Cushion fall replacement on playgrounds	High	High	$19,140	9
	Districtwide	Cushion fall replacement on playgrounds	High	High	$19,484	10
Rural Recreation Areas	Rangiwahia Recreation Reserve	Cushion fall compliance	High	High	$12,509	2
	Rewa Old School	Refurb toilet block	Med	Med	$10,242	2
	Raumai Reserve	Landscaping refurbishment	Med	Med	$30,775	8
Public Gardens	Kowhai Park	Pathway refurbishment	Med	Med	$15,270	1-10
	Kowhai Park	Pathway refurbishment	Med	Med	$15,636	2
	Kowhai Park	Pathway refurbishment	Med	Med	$15,980	3
	Kowhai Park	Pathway refurbishment	Med	Med	$16,332	4
	Kowhai Park	Pathway refurbishment	Med	Med	$16,642	.5
	Kowhai Park	Pathway refurbishment	Med	Med	$16,975	6
	Kowhai Park	Pathway refurbishment	Med	Med	$17,298	7
	Kowhai Park	Pathway refurbishment	Med	Med	$17,626	8
	Kowhai Park	Pathway refurbishment	Med	Med	$17,944	9
	Kowhai Park	Pathway refurbishment	Med	Med	$18,267	10
	Kowhai Park	Azalea and Rhododendron Garden refurbishment	Low	Low	$10,938	3
	Kowhai Park	Centennial Building exterior repaint	Med	High	$21,776	4
	Kowhai Park	Kowhai Park - Rose garden Toilet Block Refurbishment	Med	Med	$12,918	7
	Kowhai Park	Reseal carpark and roadway	High	High	$138,382	7
Civic Squares and Spaces	Feilding CBD	Annual Refurbishment of Street Furniture – Provision for the ongoing annual refurbishment of bollards, street furniture etc.	Med	Med	$16,288	1
	Makino Precinct	Walkway Bridge Inspection	High	High	$2,545	1
	Feilding CBD	Annual Refurbishment of Street Furniture – Provision for the ongoing annual refurbishment of bollards, street furniture etc.	Med	Med	$17,721	2
	Makino Precinct	Walkway Bridge Inspection	High	High	$2,606	2
	Feilding CBD	Annual Refurbishment of Street Furniture – Provision for the ongoing annual refurbishment of bollards, street furniture etc.	Med	Med	$19,177	3
	Makino Precinct	Walkway Bridge Inspection	High	High	$2,663	3

DRAFT

	Feilding CBD	Annual Refurbishment of Street Furniture – Provision for the ongoing annual refurbishment of bollards, street furniture etc.	Med	Med	$20,687	4
	Makino Precinct	Council Place reseal	Med	Med	$108,880	4
	Makino Precinct	Walkway Bridge Inspection	High	High	$2,722	4
	Feilding CBD	Annual Refurbishment of Street Furniture – Provision for the ongoing annual refurbishment of bollards, street furniture etc.	Med	Med	$22,190	5
	Makino Precinct	Walkway Bridge Inspection	High	High	$2,744	5
	Feilding CBD	Annual Refurbishment of Street Furniture – Provision for the ongoing annual refurbishment of bollards, street furniture etc.	Med	Med	$23,765	6
	Makino Precinct	Walkway Bridge Inspection	High	High	$2,829	6
	Feilding CBD	Annual Refurbishment of Street Furniture – Provision for the ongoing annual refurbishment of bollards, street furniture etc.	Med	Med	$25,370	7
	Makino Precinct	Walkway Bridge Inspection	High	High	$2,883	7
	Makino Precinct	Garden refurbishment	Med	Med	$40,361	7
	Feilding CBD	Annual Refurbishment of Street Furniture – Provision for the ongoing annual refurbishment of bollards, street furniture etc.	Med	Med	$27,027	8
	Makino Precinct	Walkway Bridge Inspection	High	High	$2,938	8
	Feilding CBD	Annual Refurbishment of Street Furniture – Provision for the ongoing annual refurbishment of bollards, street furniture etc.	Med	Med	$28,710	9
	Makino Precinct	Walkway Bridge Inspection	High	High	$2,991	9
	Feilding CBD	Annual Refurbishment of Street Furniture – Provision for the ongoing annual refurbishment of bollards, street furniture etc.	Med	Med	$18,424	10
	Makino Precinct	Walkway Bridge Inspection	High	High	$3,044	10
	Makino Precinct	Manchester Street carpark reseal	High	Med	$100,000	12
Natural and Cultural Heritages Areas	Awahuri Forest / Kitchener Park	Annual Operational Grant	Med	Med	$150,664	1
	Awahuri Forest / Kitchener Park	Annual Operational Grant	Med	Med	$154,280	2
	Awahuri Forest / Kitchener Park	Annual Operational Grant	Med	Med	$157,674	3
	Awahuri Forest / Kitchener Park	Annual Operational Grant	Med	Med	$161,143	4
	Putai Ngahere (Vinegar Hill) Reserve	Refurbishment of Toilet block - north	Med	Med	$21,844	4
	Putai Ngahere (Vinegar Hill) Reserve	Refurbishment of Toilet block - south	Med	Med	$21,844	4
	Awahuri Forest / Kitchener Park	Annual Operational Grant	Med	Med	$164,205	5
	Awahuri Forest / Kitchener Park	Annual Operational Grant	Med	Med	$167,489	6
	Awahuri Forest / Kitchener Park	Annual Operational Grant	Med	Med	$170,671	7
	Awahuri Forest / Kitchener Park	Refurbishment of toilet block	Med	Med	$8,072	7
	Mt Lees Reserve	Repaint and maintenance of homestead	Med	Med	$49,094	7
	Mt Lees Reserve	Refurbishment of Toilet block	Med	Med	$6,908	8
	Awahuri Forest / Kitchener Park	Annual Operational Grant	Med	Med	$173,914	8
	Awahuri Forest / Kitchener Park	Annual Operational Grant	Med	Med	$177,044	9
	Awahuri Forest / Kitchener Park	Annual Operational Grant	Med	Med	$180,231	10
Memorials	District-wide	Condition assessments on memorials and sculptures	Med	Med	$22,190	5
	District-wide	Condition assessments on memorials and sculptures	Med	Med	$24,356	10
	Mount Stewart Memorial	Refurbishment of Memorial Structure	Low	Low	$17,306	1
	Drover and Dog Statue - Feilding	Wax refurbishment and care programme to overall statue	High	High	$3,709	1

DRAFT

	Squabbling Bird - Feilding	Wax refurbishment and care programme to overall statue	High	High	$2,545	1
	Mount Stewart Memorial	Resealing of road into the reserve	Med	Med	$54,440	4
	Districtwide Cenotaphs	Refurbishment of Districtwide Cenotaphs – painting, lettering as required, moss and other treatment	Med	High	$12,784	3
	Drover and Dog Statue - Feilding	Wax refurbishment and care programme to overall statue	High	High	$4,042	5
	Squabbling Bird - Feilding	Wax refurbishment and care programme to overall statue	High	High	$2,774	5
	Mount Stewart Memorial	Refurbishment of Memorial Structure	Low	Low	$18,861	5
	Districtwide Cenotaphs	Refurbishment of Districtwide Cenotaphs – painting, lettering as required, moss and other treatment	Med	High	$13,580	6
	Mount Stewart Memorial	Refurbishment of Memorial Structure	Low	Low	$20,336	9
	Districtwide Cenotaphs	Refurbishment of Districtwide Cenotaphs – painting, lettering as required, moss and other treatment	Med	High	$14,355	9
	Drover and Dog Statue - Feilding	Wax refurbishment and care programme to overall statue	High	High	$4,358	9
	Squabbling Bird - Feilding	Wax refurbishment and care programme to overall statue	High	High	$2,991	9
Cycleway and Walkway Links	Dell Parker Walkway Sanson	Lime walkway refurbishment	Med	Med	$14,315	2
	Greenspine Walkway	Seating Refurbishment	Med	Med	$16,642	5
Street Trees and Gardens	Districtwide	Street Tree Asset Management Assessment – carry out detailed street and park tree assessment	High	High	$25,450	1
	Districtwide	Street Tree Asset Management Assessment – carry out detailed street and park tree assessment	High	High	$26,061	2
	Districtwide	Street Tree Asset Management Assessment – carry out detailed street and park tree assessment	High	High	$26,634	3
	Districtwide	Street Tree Asset Management Assessment – carry out detailed street and park tree assessment	High	High	$272,210	4
	Districtwide	Street Tree Asset Management Assessment – carry out detailed street and park tree assessment	High	High	$27,373	5
	Districtwide	Street Tree Asset Management Assessment – carry out detailed street and park tree assessment	High	High	$28,292	6
	Districtwide	Street Tree Asset Management Assessment – carry out detailed street and park tree assessment	High	High	$28,830	7
	Districtwide	Street Tree Asset Management Assessment – carry out detailed street and park tree assessment	High	High	$29,377	8
	Districtwide	Street Tree Asset Management Assessment – carry out detailed street and park tree assessment	High	High	$29,906	9
	Districtwide	Street Tree Asset Management Assessment – carry out detailed street and park tree assessment	High	High	$30,444	10
	Feilding	Replacement of the North Street Golden Elm's	High	High	$274,252	1
	Districtwide	Implementation of Street Vegetation Management Plan – tree removal and replacement	High	High	$76,350	1
	Districtwide	Implementation of Street Vegetation Management Plan – tree removal and replacement	High	High	$78,182	2
	Districtwide	Implementation of Street Vegetation Management Plan – tree removal and replacement	High	High	$79,902	3
	Districtwide	Implementation of Street Vegetation Management Plan – tree removal and replacement	High	High	$81,660	4
	Districtwide	Implementation of Street Vegetation Management Plan – tree removal and replacement	High	High	$83,212	5
	Districtwide	Implementation of Street Vegetation Management Plan – tree removal and replacement	High	High	$84,876	6
	Districtwide	Implementation of Street Vegetation Management Plan – tree removal and replacement	High	High	$86,489	7
	Districtwide	Implementation of Street Vegetation Management Plan – tree removal and replacement	High	High	$88,132	8
	Districtwide	Implementation of Street Vegetation Management Plan – tree removal and replacement	High	High	$89,718	9
	Districtwide	Implementation of Street Vegetation Management Plan – tree removal and replacement	High	High	$91,333	10
Miscellaneous Reserves	South Street / Kawakawa Road View Shafts	Refurbishment of View shaft	Med	Med	$7,077	4
	Rongotea Carpark Reserve	Metal refurbishment	Med	Med	$45,267	6

11.3. Complete Renewal Works Programme

Category	Asset	Project Description	Remaining Life	Consequence	Estimated Cost	Year

DRAFT

District-Wide	District-Wide	Playground renewals	0	High	$18,324	1
	District-Wide	Park furniture renewals	0	High	$18,324	1
	District-Wide	Playground renewals	0	High	$18,727	2
	District-Wide	Park furniture renewals	0	High	$18,727	2
	District-Wide	Playground renewals	0	High	$19,158	3
	District-Wide	Park furniture renewals	0	High	$19,158	3
	District-Wide	Playground renewals	0	High	$19,618	4
	District-Wide	Park furniture renewals	0	High	$19,618	4
	District-Wide	Playground renewals	0	High	$20,030	5
	District-Wide	Park furniture renewals	0	High	$20,030	5
	District-Wide	Playground renewals	0	High	$20,430	6
	District-Wide	Park furniture renewals	0	High	$20,430	6
	District-Wide	Playground renewals	0	High	$20,778	7
	District-Wide	Park furniture renewals	0	High	$20,778	7
	District-Wide	Playground renewals	0	High	$21,110	8
	District-Wide	Park furniture renewals	0	High	$21,110	8
	District-Wide	Playground renewals	0	High	$21,427	9
	District-Wide	Park furniture renewals	0	High	$21,427	9
	District-Wide	Playground renewals	0	High	$21,748	10
	District-Wide	Park furniture renewals	0	High	$21,748	10
Parks and Sportsgrounds	Timona Park	Renewal work associated with Old Pony Club Building (based on condition assessment undertaken June 2020)	1	Med	$30,540	1
	Timona Park	Replacement of Campbell Street Sewer Chamber Macerator	2	High	$11,918	1
	Victoria Park	Changing room roof replacement	3	High	$46,818	2
	Johnston Park	Replacement of Grandstand infinities	5	Med	$15,965	3
	Timona Park	Renewal of Feilding football club roof	5	High	$122,397	3
	Timona Park	Replace bollards and knee-kickers (3 yearly)	3	High	$26,608	3
	Victoria Park	Replace softball diamond netting	3	Med	$31,930	3
	Johnston Park	Cycle velodrome resurface	3	Med	$550,384	4
	Sanson Recreation Reserve	Renew lime walkway from Hall to Reserve	5	Med	$10,899	4
	Sanson Recreation Reserve	Reseal carpark	6	Med	$65,649	5
	Kimbolton Domain	Renewal of Tennis court surface	5	Low	$16,691	5
	Kimbolton Domain	Road reseal	6	Med	$83,702	5
	Halcombe Domain	Artificial turf renewal	7	High	$113,501	6
	Timona Park	Replace bollards and knee-kickers (3 yearly)	3	High	$28,375	6
	Victoria Park	Replacement of changing room infinities	7	High	$34,050	6
	Timona Park	Replacement of changing room infinities	9	High	$17,315	7
	Timona Park	Playground Renewal	8	Med	$202,004	7
	Halcombe Domain	Playground Renewal	9	Med	$146,597	8
	Halcombe Domain	Renewal of artificial tennis court coverings	11	High	$181,233	10
Neighbourhood Parks	Sanson Playground	Replace playground undersurfacing	4	High	$95,789	3
	Cheltenham Reserve	Playground Renewal	6	High	$150,222	5
	Fraser Drive Park	Playground renewal	5	High	$133,531	5
Rural Recreation Areas	Pohangina Recreation Reserve	Historic Pavilion - Replacement of roof, guttering	4	Low	$17,506	4
	Pohangina Valley Lookout	Rehabilitate carpark and drainage	5	Med	$10,941	4
	Pohangina Old School Reserve	Replace weatherboards on school house	6	High	$77,893	5
Public Gardens	Kowhai Park	Renewal of part of new Kowhai Park Playground (toddler playground)	4	High	$130,784	4
Civic Squares and Spaces	Feilding CBD	Street Tree in ground Lighting replacement	3	Low	$27,819	5
	Makino Precinct	Renewals to Red Bridge	11	High	$48,329	10

DRAFT

	Makino Precinct	Playground Renewal timing	13	High	$132,423	12
	Makino Precinct	Playground Renewal timing	14	High	$32,178	13
Natural and Cultural Heritage Areas	Awahuri Forest/Kitchener Park	Boardwalk Renewal -part	2	High	$79,744	4
	Awahuri Forest/Kitchener Park	Carpark reseal	2	High	$33,481	1
	Mt Lees Reserve	Replacement of boardwalk structures and bridges	3	High	$79,560	4
	Awahuri Forest/Kitchener Park	Replace non-slip plastic surfacing on main board walk	6	High	$50,900	1
	Mt Lees Reserve	Playground Renewal	9	High	$70,367	8
Coastal Reserves	Tangimoana Beach	Planned resurfacing of Tennis and basketball court at Playground	2	Low	$67,036	1
	Tangimoana Beach	Planned Renewal of Tangimoana Beach Playground	2	High	$96,710	1
	Himatangi Beach	Playground renewal	3	Med	$95,716	2

11.4. Complete Acquisition/Upgrade Works Programme

Category	Location	Development Description	Increased LoS	Response to Growth	Proportion of Renewal	Estimated Cost	Timing	External Funding
District-Wide	District-Wide	Community Planning Projects Development	100%			$12,216	1	
	District-Wide	Community Planning Projects Development	100%			$12,485	2	
	District-Wide	Community Planning Projects Development	100%			$12,772	3	
	District-Wide	Community Planning Projects Development	100%			$13,078	4	
	District-Wide	Community Planning Projects Development	100%			$13,353	5	
	District-Wide	Community Planning Projects Development	100%			$13,620	6	
	District-Wide	Community Planning Projects Development	100%			$13,850	7	
	District-Wide	Community Planning Projects Development	100%			$14,073	8	
	District-Wide	Community Planning Projects Development	100%			$14,284	9	
	District-Wide	Community Planning Projects Development	100%			$14,499	10	
	District-Wide	Esplanade Reserve Acquisition	100%			$26,608	3	
	District-Wide	Esplanade Reserve Acquisition	100%			$27,220	4	
	District-Wide	Esplanade Reserve Acquisition	100%			$27,737	5	
	District-Wide	Esplanade Reserve Acquisition	100%			$28,320	6	
	District-Wide	Esplanade Reserve Acquisition	100%			$28,886	7	
	District-Wide	Esplanade Reserve Acquisition	100%			$29,435	8	
	District-Wide	Esplanade Reserve Acquisition	100%			$29,994	9	
	District-Wide	Esplanade Reserve Acquisition	100%			$30,534	10	
	District-Wide	Security System Upgrades	100%			$127,719	3	
	District-Wide	District-wide accessibility improvements: report on opportunities within our open spaces	100%			$25,000	2	
	District-Wide	District-wide accessibility improvements: implement report findings	100%			$50,000	3	
	District-Wide	District-wide accessibility improvements: implement report findings	100%			$50,000	4	
	District-Wide	District-wide accessibility improvements: implement report findings	100%			$50,000	5	
	District-Wide	District-wide accessibility improvements: implement report findings	100%			$50,000	6	
Parks And Sportsgrounds	Johnston Park - Development	Stage 1: install new field lighting and enabling infrastructure for new changing rooms, storage shed and development of field 3	50%	50%		$300,000	1	
	Johnston Park	Increase sealed carpark area	50%	50%		$34,714	1	
	Timona Park	Developments: pump track extension	50%	50%		$60,000	2	
	Johnston Park - Development	Stage 2: construct new storage shed and changing room block	50%	50%		$600,000	2	
	Timona Park	Developments: increase hardstand area for freedom camping	100%			$100,000	3	
	Johnston Park - Development	Stage 3: development of new field 3	50%	50%		$515,000	4	
	Timona Park Training field lighting upgrade	Description: replacement and upgrade of existing training field lighting on southern field, including pole and coverage upgrade		50%	50%	$105,000	4	

DRAFT

	Timona Park	Development: Hydroarcel acquisition and amalgamation with reserve parcels	100%			$50,000	5	
	Johnston Park	Install furniture along walkway to Waughs Road	100%			$30,000	5	
Neighbourhood Parks	District-Wide	Shade Provision	100%			$42,573	3	
	District-Wide	Shade Provision	100%			$44,510	5	
	"Pharazyn (New Park) – Road Safety	Development of bike safety track at Korotangi park, using excavated soil from creation of detention ponds	100%			$100,000	2	
	Pharazyn (New Park) – Walkway Development	Development of Bailey subdivision walkway (as per DC schedule)*	100%			$767,313	2	
	Precinct 2 Ranfurly (New Park) Development (Existing DC Project) - Playground	The development of purchased land for park development associated with the Development of Precinct 2. This had been proposed in Year 12 of the 2015-2025 Long Term Plan, ahead of Pharazyn. Development in Precinct 2 has been deferred as a result of a limited appetite for development, with development being prioritised in Precincts 4 and 7	100%			$172,500	12	
	Precinct 2 Ranfurly (New Park) Development (Existing DC Project) – Field development with drainage	The development of purchased land for park development associated with the Development of Precinct 2. This had been proposed in Year 12 of the 2015-2025 Long Term Plan, ahead of Pharazyn. Development in Precinct 2 has been deferred as a result of a limited appetite for development, with development being prioritised in Precincts 4 and 7.	100%			$115,000	12	
	Precinct 2 Ranfurly (New Park) Development (Existing DC Project) - Toilets	The development of purchased land for park development associated with the Development of Precinct 2. This had been proposed in Year 12 of the 2015-2025 Long Term Plan, ahead of Pharazyn. Development in Precinct 2 has been deferred as a result of a limited appetite for development, with development being prioritised in Precincts 4 and 7.	100%			$230,000	12	
	Precinct 2 Ranfurly (New Park) Development (Existing DC Project)- Car parking	The development of purchased land for park development associated with the Development of Precinct 2. This had been proposed in Year 12 of the 2015-2025 Long Term Plan, ahead of Pharazyn. Development in Precinct 2 has been deferred as a result of a limited appetite for development, with development being prioritised in Precincts 4 and 7.	100%			$138,000	12	
	Precinct 2 Ranfurly (New Park) Development (Existing DC Project) - Shelter	The development of purchased land for park development associated with the Development of Precinct 2. This had been proposed in Year 12 of the 2015-2025 Long Term Plan, ahead of Pharazyn. Development in Precinct 2 has been deferred as a result of a limited appetite for development, with development being prioritised in Precincts 4 and 7.	100%			$115,000	12	
	Precinct 2 Ranfurly (New Park) Development (Existing DC Project) - Walkways	The development of purchased land for park development associated with the Development of Precinct 2. This had been proposed in Year 12 of the 2015-2025 Long Term Plan, ahead of Pharazyn. Development in Precinct 2 has been deferred as a result of a limited appetite for development, with development being prioritised in Precincts 4 and 7.	100%			$57,500	12	
	Precinct 2 Ranfurly (New Park) Development (Existing DC Project) - Plantings	The development of purchased land for park development associated with the Development of Precinct 2. This had been proposed in Year 12 of the 2015-2025 Long Term Plan, ahead of Pharazyn. Development in Precinct 2 has been deferred as a result of a limited appetite for development, with development being prioritised in Precincts 4 and 7.	100%			$34,500	12	
	Precinct 2 Ranfurly (New Park) Development (Existing DC Project) - Fencing	The development of purchased land for park development associated with the Development of Precinct 2. This had been proposed in Year 12 of the 2015-2025 Long Term Plan, ahead of Pharazyn. Development in Precinct 2 has been deferred as a result of a limited appetite for development, with development being prioritised in Precincts 4 and 7.	100%			$34,500	12	
Rural Recreation Areas	Raumai Reserve – Picnic tables installation and shade tree planting	Installation of picnic tables and specimen shade tree planting in reserve, after removal of large trees in reserve – NOT FUNDED	80%		20%	$15,270	1	
	Pohangina Recreation Reserve (Domain)	New toilet block (same as Sanson Domain)	100%			$140,000	2	
	Pohangina Recreation Reserve (Domain)	Carry out landscaping as per development plan - bi- annual provision *	80%		20%	$17,092	3	

	Menzies Ford Picnic table installation and Shade tree planting	Installation of picnic tables and specimen shade tree planting in reserve*	80%		20%	$10,643	3	
	Pohangina Wetlands	Develop/upgrade safe site access to the wetland area, and install seating and shelters - once ownership has been vested to Council - Stage 1	100%			$26,608	3	
	Rangiwahia Scenic Reserve	Install signage and safe access to the reserve	100%			$27,247	4	
	Pohangina Recreation Reserve (Domain)	Carry out landscaping as per development plan - bi- annual provision *	80%		20%	$15,000	5	
	Pohangina Wetlands	Develop/upgrade safe site access to the wetland area, and install seating and shelters - once ownership has been vested to Council - Stage 2	100%			$11,543	7	
	Pohangina Recreation Reserve (Domain)	Carry out landscaping as per development plan - bi- annual provision *	80%		20%	$15,000	7	
	Rangiwahia Scenic Reserve	Install shelter	100%			$11,728	8	
	Pohangina Recreation Reserve (Domain)	Carry out landscaping as per development plan - bi- annual provision *	80%		20%	$15,000	9	
Public Gardens	Kowhai Park	Implement master plan design, as per RMP & master plan (including planting enhancement in South Street and tree planting around cricket area)	50%	50%		$53,216	3	
	Kowhai Park	Implement master plan design, as per RMP & master plan (including planting enhancement in South Street and tree planting around cricket area)	50%	50%		$59,943	4	
	Kowhai Park	Investigate development of miniature train track network and station at Kowhai Park	100%			$5,000	4	
	Kowhai Park	Implement master plan design, as per RMP & master plan (including planting enhancement in South Street and tree planting around cricket area)	50%	50%		$55,638	5	
	Kowhai Park	Implement master plan design, as per RMP & master plan (including planting enhancement in South Street and tree planting around cricket area)	50%	50%		$62,426	6	
	Kowhai Park	Development of miniature train track network and station at Kowhai Park	100%			$505,000	4	
	Kowhai Park	Implement master plan design, as per RMP & master plan (including planting enhancement in South Street and tree planting around cricket area)	50%	50%		$57,715	7	
	Kowhai Park	Implement master plan design, as per RMP & master plan (including planting enhancement in South Street and tree planting around cricket area)	50%	50%		$58,639	8	
	Kowhai Park	Implement master plan design, as per RMP & master plan (including planting enhancement in South Street and tree planting around cricket area)	50%	50%		$59,518	9	
	Kowhai Park	Implement master plan design, as per RMP & master plan (including planting enhancement in South Street and tree planting around cricket area)	50%	50%		$60,411	10	
	Kowhai Park	Development of miniature train track network and station at Kowhai Park	100%			$5,000	10	
	Kowhai Park	Lighting upgrade (H&S, crime prevention)	50%		50%	$150,000	4	
Civic Squares/Spaces	Rongotea – Douglas Square Redevelopment: Phase 1- Planning	From the Rongotea Community Plan, plan to redevelop Douglas Square to create a strong heart to Rongotea for the community to grow and prosper. Timing to further inform the 2027 Long Term Plan Process -NOT FUNDED	100%			$10,000	5	
	Rongotea – Douglas Square Redevelopment: Phase 2 - Development	Development of Douglas Square, notes external funding sought and provided by community committee on completion of planning as part of the 2027 Long Term Plan. $25K of external funding to be sought by community committee – NOT FUNDED	75%		25%	$100,000	7	
Natural and Cultural Heritage Areas	Mt Lees Reserve – Mountain Bike Track	Develop mountain bike track at Mt Lees Reserve - stage 1	50%	50%		$183,788	1	
	Lake Kaikokopu Reserve	Acquisition of Lake Kaikokopu as reserve	100%			$1,000,000	1	

DRAFT

	Awahuri Forest/Kitchener Park - Seating	Installation of feature seating along boardwalk	100%			$8,938	1	
	Mt Lees Reserve – Mountain Bike Track	Develop mountain bike track at Mt Lees Reserve - stage 2	50%	50%		$217,911	2	
	Awahuri Forest/Kitchener Park	Create all weather access for wheelchairs and prams between the Poaka tree to the toilet block access	100%			$52,020	2	
	Awahuri Forest/Kitchener Park Signage	Replacement and upgrading of signage through the park.*	100%			$9,135	2	
	Kimbolton Scenic Reserve -	Reserve Walkway wayfinding signage - recognised in community plan.	100%			$2,000	2	
	Awahuri Forest/Kitchener Park	Long drop track drainage - put drainage and a culvert in under long drop track	100%			$21,769	3	
	Putai Ngahere Reserve (Vinegar Hill)	Install adventure playground (similar to Mt Lees)	100%			$31,930	3	
	Awahuri Forest/Kitchener Park	Southee Block - wetland development: stage 1	100%			$95,307	3	
	Bush Lane Reserve	Track development *	100%			$22,789	3	
	Putai Ngahere Reserve (Vinegar Hill)	Seal roadway at entrance/exit roads	80%		20%	$150,000	4	
	Putai Ngahere Reserve (Vinegar Hill)	Bush walk development	100%			$163,480	4	
	Awahuri Forest/Kitchener Park	Install additional carparking at Henson's Bush property	100%			$163,480	4	
	Putai Ngahere Reserve (Vinegar Hill)	Upgrade camping facilities - incl. hot water installation, kitchen and dining facilities	100%			$278,189	5	
	Awahuri Forest/Kitchener Park	Waharoa: Carved archway/poa entrance to main boardwalk	100%			$55,694	5	
	Awahuri Forest/Kitchener Park Signage	Replacement and upgrading of signage through the park.*	100%			$10,015	5	
	Awahuri Forest/Kitchener Park	Install roof and Perspex walls to seating area by toilet block	100%			$143,980	5	
	Awahuri Forest/Kitchener Park	Southee Block - wetland development: stage 2	100%			$85,694	5	
	Awahuri Forest/Kitchener Park	West side boardwalk extension to connect to Kahikatea walkway	100%			$276,573	5	
	Awahuri Forest/Kitchener Park	Wetland viewing shelter	100%			$170,252	6	
	Awahuri Forest/Kitchener Park	Development of Henson's Block (fencing, house removal, create tracks): stage 2	100%			$70,000	6	
	Awahuri Forest/Kitchener Park	Southee Block - wetland development: stage 3	100%			$92,345	7	
Coastal Reserves	Tangimoana Beach Reserve vehicle barriers	Replacement of vehicle barriers, preventing access onto stop bank and walkway areas of the reserve along Kuku Street – NOT FUNDED	50%		50%	$30,000	1	
	Tangimoana Beach Reserve Pathways	Development of lime pathway from playground through to Ellison reserve as contemplated in reserve management plan – NOT FUNDED	100%			$12,000	3	
	Tangimoana Beach – Replacement and upgrade of furniture reserve park furniture	Develop new and existing picnic areas with replacement and new furniture	70%		30%	$12,000	5	
Memorials	Mount Stewart Memorial Reserve	Walking pathway	100%			$45,000	3	
	Mount Stewart Memorial Reserve	Development stage 2 - landscape architect works	100%			$120,000	2	
	Mount Stewart Memorial Reserve	Development stage 3	100%			$140,000	3	

DRAFT

	Mount Stewart Memorial Reserve	New Toilet	100%			$140,000	10	
Walkway and Cycleway Links	Himatangi Beach Sandown Subdivision Walkway Development	Development of walkway from Sandown Subdivision through to the plantation reserve, to link into future phase 3 walkway development of the Kaikokopu Stream walkway.		100%		$30,510	1	
	Oroua River (Waughs Road)	Stage 2: further land acquisition, pathway construction, planting, fencing and installation of furniture		100%		$600,000	2	
	Bailey Subdivision Walkway	Precinct 4 walkways	100%			$780,297	2	
	James Palmer to Root Street Walkway	Stage 2: resource consent application, pathway construction, planting, fencing and installation of furniture		100%		$150,000	2	
	Timona Park to Johnston Park Pathway	Increase length of shared pathway from Timona Park to Johnston Park	100%			$125,000	2	
	Oroua River (Waughs Road)	Stage 3: Planting and installation of furniture		100%		$75,000	3	
	Reid Line West to Timona Park Pathway	Stage 1: land acquisition	100%			$150,000	3	
	Parakaraka to Reid Line West	Pathway construction	100%			$150,000	3	
	Feilding Urban Shared Pathways	Kowhai Park to James Palmer Reserve - pathway and linkage construction	100%			$50,000	3	
	Rata Street Walkway	Land acquisition: Chharbra and Stocklines land	100%			$250,000	4	
	Greenspine – Stonebridge Heights to Homelands Avenue	Continuation of the Greenspine walkway from Stonebridge Heights to Homelands Avenue		100%		$283,366	4	
	Reid Line West to Timona Park Pathway	Stage 2: land acquisition, pathway construction, planting, fencing and furniture install	100%			$395,000	4	
	Feilding Urban Shared Pathways	Kowhai Park to James Palmer Reserve - pathway and linkage construction	100%			$100,000	4	
	Feilding Urban Shared Pathways	Kowhai Park to James Palmer Reserve - pathway and linkage construction, and furniture installation	100%			$70,000	5	
	Mt Lees to Sanson	Land acquisition	50%	50%		$200,000	5	
	Mt Lees to Sanson	Walkway development	50%	50%		$150,000	6	
	Reid Line West to Timona Park Pathway	Stage 3: land acquisition	100%			$150,000	6	
	Greenspine - Railway Station to South St	Continuation of the Greenspine walkway from Feilding Railway Station to South Street	100%			$230,861	7	
	Reid Line West to Timona Park Pathway	Stage 4: land acquisition, pathway construction, planting, fencing and furniture install	100%			$395,000	7	
	Reid Line West to Timona Park Pathway	Stage 5: land acquisition, pathway construction, planting, fencing and furniture install	100%			$425,000	9	
	Mt Lees to Sanson	Walkway development	50%	50%		$150,000	8	

DRAFT